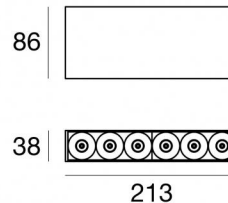





Ceiling Downlights | 198-264 V  
6 x powerLEDs 9 W DC - 11 W AC | CRI 90  
**65192W15**



Technical data	
Type	Surface
Installation position	Ceiling
Installation environment	Indoor
Light Source	LED
Circuit structure	powerLEDs
Optics	Spot
Light emission direction	downward
Nominal power	9 W DC
Total Power	11 W
Source lumens	1086 lm
Nominal input voltage	220 - 240 V AC
Input voltage range	198 - 264 V AC
Frequency	50 - 60 Hz
CCT / Tone	3000 K
Colour rendering index	90 Ra
C.C. / C.V.	AC
Safety class	2
IP	IP20
Glow wire test	850°
Direct mounting on normally flammable surfaces	Yes
CE	Yes
Driver included	Driver
Dimmable article	No
Directional	No
Tilting	No
Walk-over	No
Drive-over	No
Cable included	Yes
Cable length	0.170 m
Resin potting	No
Type of light emission	Single emission
Net weight	0.700 Kg
Electrostatic discharge protection	4 KV
Surge protection	2 KV
Product technological characteristics	TVS

Finishing casing	
Material	Aluminium 6060 - PC
Colour	White - black
Processing	Powder coating

Finishing diffuser	
Material	UV Resistant Polycarbonate
Colour	chrome
Processing	Metallization

Cables Electrification	
Cable connector	No



## Ceiling Downlights | 198-264 V | 6 x powerLEDs 9 W DC - 11 W AC | CRI 90 | Base 65192W15

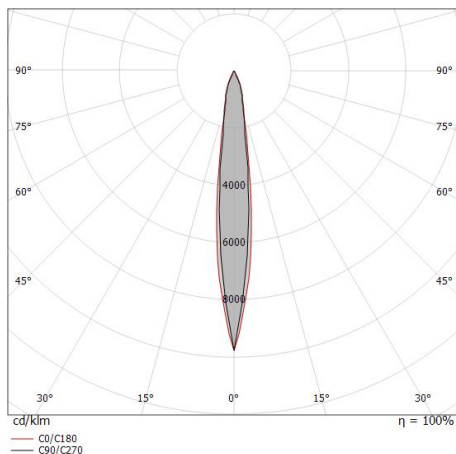
Single emission ceiling downlights for indoor application. The warm white LED light source with a spot light distribution is composed of 6 powered LEDs with CCT of 3000 K and a CRI 90; the source luminous flux is 1086 lm, with a 120.7 lm/W nominal luminous efficacy.

The device body is made of PC and features a black finish. The device body is made of aluminium 6060 and features a white finish, processed by means of powder coating; the diffuser is made of uv resistant polycarbonate with a metallization treatment. The ingress protection degree is IP20; the total weight is of 0.700 kg.

The total absorbed power is 11 W. The power supply cable is included and features a 0.170 m length.

The device features protection class II and can be ceiling-mounted.

Compliant with the EN 60598-1 standard and its specific provisions.



Distance [m]	Cone diameter [m]	illuminance [lx]
0.5	0.10 0.12	E(0°) 28714 E(C90) 5.9° 14322 E(C0) 6.9° 14261
1.0	0.21 0.24	E(0°) 7178 E(C90) 5.9° 3580 E(C0) 6.9° 3565
1.5	0.31 0.36	E(0°) 3190 E(C90) 5.9° 1591 E(C0) 6.9° 1585
2.0	0.41 0.48	E(0°) 1795 E(C90) 5.9° 895 E(C0) 6.9° 891
2.5	0.52 0.61	E(0°) 1149 E(C90) 5.9° 573 E(C0) 6.9° 570
3.0	0.62 0.73	E(0°) 798 E(C90) 5.9° 398 E(C0) 6.9° 396

— C0/C180 (Half-peak divergence: 13.8°)  
— C90/C270 (Half-peak divergence: 11.8°)

### Energy efficiency class

This product contains 2 light sources of energy efficiency class F.

### Illuminotechnical Features

Light Output Ratio (LOR)	67 %
Source lumens	1086 lm
Delivered lumens	734 lm
Consumption	11 W
Luminaire efficacy	66 lm/W
Colour temperature	3000 K
Standard Deviation of Colour Matching	3 Step MacAdam
Colour rendering index	90 Ra
Standard Operating Ambient Temperature	-20 / +50°C
Ordinary temperature on the glass	40°C

### LED Life / Failure Ratio

L70 B20 C0 214455h (at Tj 60 Ta 25 )

### UGR

UGR axial	4.4
UGR transversal	5.4
X=4H   Y=8H	S=0.25H
Reflection factor	70/50/20

### OPTICAL

C0/C180 optics	12°
Light distribution simmetry	Symmetrical