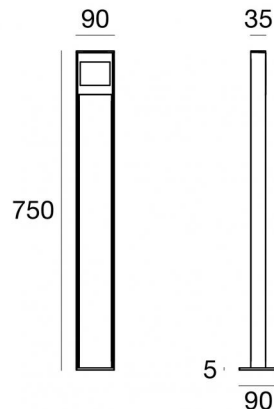




Bollard & Pole | 220-240 V  
1 arrayLED 9.5 W DC - 11 W AC | CRI 80  
**64793W07**



Technical data	
Type	Bollard
Installation position	Floor
Installation environment	Outdoor
Light Source	LED
Circuit structure	arrayLED
Optics	Asymmetric Wallwasher
Light emission direction	downward
Nominal power	9.5 W DC
Total Power	11 W
Source lumens	1320 lm
Nominal input voltage	220 - 240 V AC
Input voltage range	220 - 240 V AC
Frequency	50 - 60 Hz
CCT / Tone	3000 K
Colour rendering index	80 Ra
C.C. / C.V.	AC
Safety class	2
IP	IP66
IK	IK05
Glow wire test	850°
Direct mounting on normally flammable surfaces	Yes
CE	Yes
Driver included	Driver
Dimmable article	No
Directional	No
Tilting	No
Walk-over	No
Drive-over	No
Cable included	No
Resin potting	Yes
Type of light emission	Single emission
Net weight	2.730 Kg
Electrostatic discharge protection	Yes
Surge protection	1 KV
Product technological characteristics	Acquastop

Finishing casing	
Material	Die-cast Aluminium EN AB - 46100
Colour	Dark brown
Processing	Open pore anodizing + Powder Coating

Finishing diffuser	
Material	Extra clear glass - Tempered
Colour	transparent
Processing	Silk-screening

Finishing base	
Material	Aluminium 6060
Colour	Dark brown
Processing	Open pore anodizing + Powder Coating

Bollard & Pole | 220-240 V | 1 arrayLED 9.5 W DC - 11 W AC | CRI 80 | Base  
64793W07

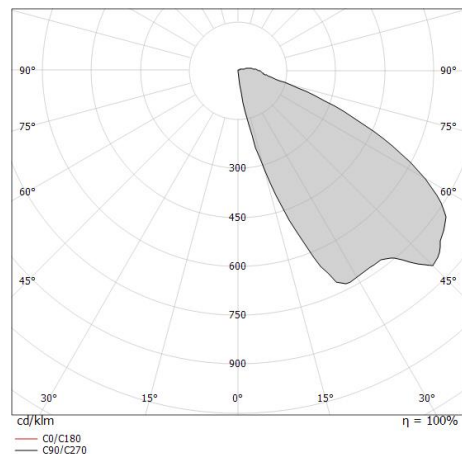
Single emission bollard & pole for outdoor application. The warm white LED light source with a asymmetric wallwasher light distribution is composed of 1 arrayed LEDs with CCT of 3000 K and a CRI 80; the source luminous flux is 1320 lm, with a 138.9 lm/W nominal luminous efficacy.

The device body is made of die-cast aluminium en ab - 46100 and features a dark brown finish, processed by means of open pore anodizing + powder coating; the diffuser is made of extra clear glass - tempered with a silk-screening treatment. The ingress protection degree is IP66; the total weight is of 2.730 kg.

The total absorbed power is 11 W.

The device features protection class II and can be floor-mounted.

Compliant with the EN 60598-1 standard and its specific provisions.



### Energy efficiency class

This product contains a light source of energy efficiency class E.

### Illuminotecnical Features

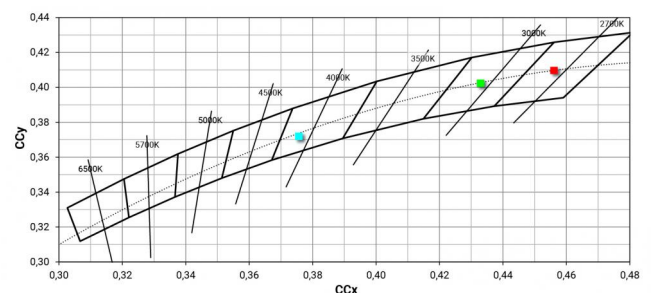
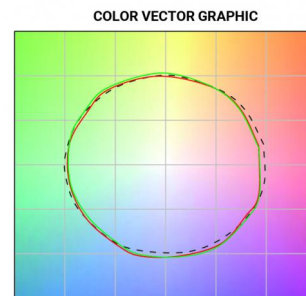
Light Output Ratio (LOR)	62 %
Source lumens	1320 lm
Delivered lumens	826 lm
Consumption	11 W
Luminaire efficacy	75 lm/W
Colour temperature	3000 K
Standard Deviation of Colour Matching	2 Step MacAdam
Colour rendering index	80 Ra
Black Body Locus	On
Standard Operating Ambient Temperature	-20 / +50°C

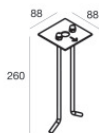
### LED Life / Failure Ratio

L70 B10 C0 252000h (at Tj 65 Ta 25 )

### OPTICAL

C0/C180 optics	180°
Light distribution simmetry	Asymmetrical





Fixing tie rods

**Code**

65082