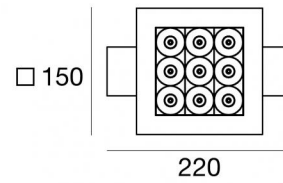


# Gypsum Cell



Downlights | 9 x powerLEDs 18 W DC 630 mA | CRI 80  
**64550N15**



## Technical data

Type	Encasement without flange
Installation position	Ceiling
Installation environment	Indoor
Light Source	LED
Circuit structure	powerLEDs
Optics	Spot
Light emission direction	downward
Nominal power	18 W DC
Source lumens	2133 lm
Input voltage range	630mA
CCT / Tone	4000 K
Colour rendering index	80 Ra
C.C. / C.V.	CC
Safety class	3
IP	IP20
Glow wire test	850°
Direct mounting on normally flammable surfaces	Yes
CE	Yes
Driver included	No
Dimmable article	DALI - 1-10V
Directional	No
Tilting	No
Walk-over	No
Drive-over	No
Cable included	Yes
Cable length	0.170 m
Resin potting	No
Type of light emission	Single emission
Net weight	0.945 Kg
Electrostatic discharge protection	No
Surge protection	No
Product technological characteristics	TVS

## Finishing casing

Material	plaster
Colour	white




## Finishing diffuser

Material	Polyamide
Colour	black

## Finishing radiator

Material	Aluminium 6060
Colour	Anodised Black
Processing	15 µm Anodizing

## Electronics

- 
**99115**  
 1-10V - N/O button Multi Power 198~264V AC / 180~275V DC (1 art.)
- 
**99105**  
 On/Off Driver 198~264V AC (1 art.)
- 
**C-E100001**  
 Push and Simply Dim - DALI-2 Multi Power 198~264V AC / 180~275V DC (1 art.)

Downlights | 9 x powerLEDs 18 W DC 630 mA | CRI 80 | Base 64550N15

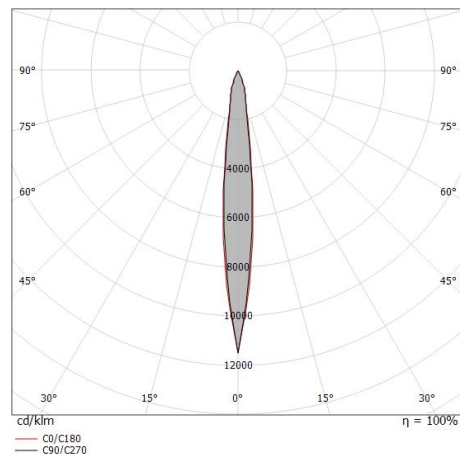
Single emission recessed downlights for indoor application. The natural white LED light source with a spot light distribution is composed of 9 powered LEDs with CCT of 4000 K and a CRI 80; the source luminous flux is 2133 lm, with a 118.5 lm/W nominal luminous efficacy.

The device body is made of plaster and features a white finish; the diffuser is made of polyamide. The ingress protection degree is IP20; the total weight is of 0.945 kg. The power supply driver is not provided and is to be ordered separately.

The total absorbed power is 18 W. The power supply cable is included and features a 0.170 m length.

The device features protection class III and can be ceiling-mounted, with a 160 x 160 mm hole (in plasterboard).

Compliant with the EN 60598-1 standard and its specific provisions.



Distance [m]	Cone diameter [m]	illuminance [lx]
0.5	0.10 0.11	E(0°) 68629 E(C90) 5.7° 33961 E(C0) 6.0° 34127
1.0	0.20 0.21	E(0°) 17157 E(C90) 5.7° 8490 E(C0) 6.0° 8532
1.5	0.30 0.32	E(0°) 7625 E(C90) 5.7° 3773 E(C0) 6.0° 3792
2.0	0.40 0.42	E(0°) 4289 E(C90) 5.7° 2123 E(C0) 6.0° 2133
2.5	0.50 0.53	E(0°) 2745 E(C90) 5.7° 1358 E(C0) 6.0° 1365
3.0	0.60 0.63	E(0°) 1906 E(C90) 5.7° 943 E(C0) 6.0° 948

— C0/C180 (Half-peak divergence: 12.0°)  
— C90/C270 (Half-peak divergence: 11.4°)

### Energy efficiency class

This product contains 3 light sources of energy efficiency class E.

### Illuminotechnical Features

Light Output Ratio (LOR)	62 %
Source lumens	2133 lm
Delivered lumens	1330 lm
Consumption	18 W
Luminaire efficacy	73 lm/W
Colour temperature	4000 K
Standard Deviation of Colour Matching	3 Step MacAdam
Colour rendering index	80 Ra
Standard Operating Ambient Temperature	-20 / +50°C
Ordinary temperature on the glass	40°C

### LED Life / Failure Ratio

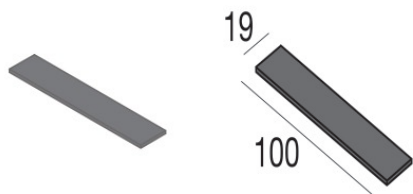
L70 B20 C0 214455h (at Tj 60 Ta 25 )

### UGR

UGR axial	5.1
UGR transversal	5.2
X=4H   Y=8H	S=0.25H
Reflection factor	70/50/20

### OPTICAL

C0/C180 optics	11°
Light distribution symmetry	Symmetrical



Spacer - KIT thicknesses for installation on plasterboard

**Code**

60830