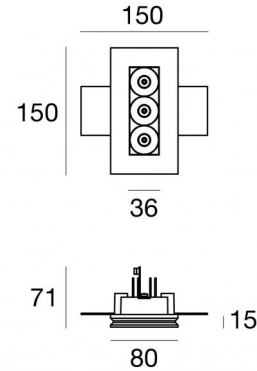


# Gypsum Cell



Downlights | 3 x powerLEDs 6 W DC 630 mA | CRI 80  
64546N45



160 x  
90

Technical data	
Type	Encasement without flange
Installation position	Ceiling
Installation environment	Indoor
Light Source	LED
Circuit structure	powerLEDs
Optics	Medium Wide Flood
Light emission direction	downward
Nominal power	6 W DC
Source lumens	711 lm
Input voltage range	630mA
CCT / Tone	4000 K
Colour rendering index	80 Ra
C.C. / C.V.	CC
Safety class	3
IP	IP20
Glow wire test	850°
Direct mounting on normally flammable surfaces	Yes
CE	Yes
Driver included	No
Dimmable article	DALI - 1-10V
Directional	No
Tilting	No
Walk-over	No
Drive-over	No
Cable included	Yes
Cable length	0.170 m
Resin potting	No
Type of light emission	Single emission
Net weight	0.500 Kg
Electrostatic discharge protection	No
Surge protection	No
Product technological characteristics	TVS

## Finishing casing

Material	plaster
Colour	white


## Finishing diffuser


Material	Polyamide
Colour	black


## Finishing radiator


Material	Aluminium 6060
Colour	Anodised Black
Processing	15 µm Anodizing

## Electronics

 99115  
1-10V - N/O button Multi Power 198~264V AC / 180~275V DC (1 - 3 art.)

 99105  
On/Off Driver 198~264V AC (2 - 4 art.)

 99376  
On/Off Driver 198~264V AC (1 - 2 art.)

 C-E100001  
Push and Simply Dim - DALI-2 Multi Power 198~264V AC / 180~275V DC (2 - 4 art.)

## Cables Electrification

Cable connector	No
-----------------	----

Downlights | 3 x powerLEDs 6 W DC 630 mA | CRI 80 | Base  
64546N45

Single emission recessed downlights for indoor application. The natural white LED light source is composed of 3 powerled LEDs with CCT of 4000 K and a CRI 80; the source luminous flux is 711 lm, with a 118.5 lm/W nominal luminous efficacy.

The device body is made of plaster and features a white finish; the diffuser is made of polyamide. The ingress protection degree is IP20; the total weight is of 0.500 kg. The power supply driver is not provided and is to be ordered separately.

The total absorbed power is 6 W. The power supply cable is included and features a 0.170 m length.

The device features protection class III and can be ceiling-mounted, with a 160 x 90 mm hole (in plasterboard).

Compliant with the EN 60598-1 standard and its specific provisions.

### Energy efficiency class

This product contains a light source of energy efficiency class E.

### Illuminotechnical Features

Light Output Ratio (LOR)	65 %
Source lumens	711 lm
Delivered lumens	466 lm
Consumption	6 W
Luminaire efficacy	77 lm/W
Colour temperature	4000 K
Standard Deviation of Colour Matching	3 Step MacAdam
Colour rendering index	80 Ra

Standard Operating Ambient Temperature	-20 / +50°C
Ordinary temperature on the glass	40°C

### LED Life / Failure Ratio

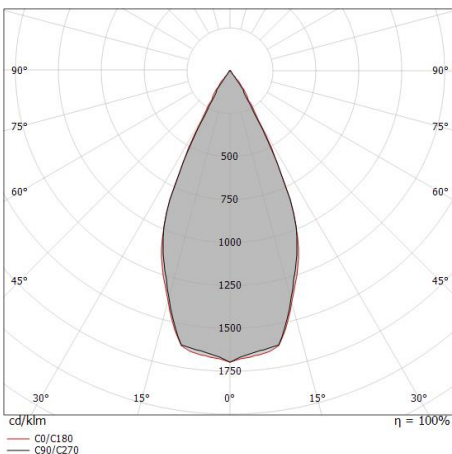
L70 B20 C0 214455h (at Tj 60 Ta 25 )

### UGR

UGR axial	10.6
UGR transversal	11.8
X=4H   Y=8H	S=0.25H
Reflection factor	70/50/20

### OPTICAL

C0/C180 optics	49°
Light distribution simmetry	Symmetrical



Distance [m]	Cone diameter [m]	Illuminance [lx]
0.5	0.46	E(0°) 3157 E(C0) 1194
1.0	0.92	E(0°) 789 E(C0) 299
1.5	1.38	E(0°) 351 E(C0) 133
2.0	1.84	E(0°) 197 E(C0) 75
2.5	2.30	E(0°) 126 E(C0) 48
3.0	2.76	E(0°) 88 E(C0) 33

Distance [m] Cone diameter [m] Illuminance [lx]  
— C0/C180 (Half-peak divergence: 49.4°)



Spacer - KIT thicknesses for installation on plasterboard

**Code**

60830