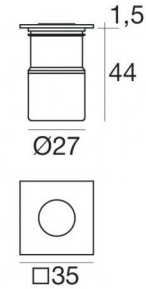




Uplights | 1 x powerLED 3 W DC 1000 mA | CRI 80
C01054CHWWF






Technische Daten	
Typ	Frame
Installationsposition	Boden
Installationsumgebung	Outdoor
Lichtquelle	LED
Circuit structure	powerLED
Optik	Wide Flood
Light emission direction	upward
Lampe Nennleistung	3 W DC
Lichtstrom (Lichtquelle)	432 lm
Eingangsspannungsbereich	1000mA
Ähnlichste Farbtemperatur / Tone	3000 K
Farbwiedergabeindex	80 Ra
Gleichstrom/Gleichspannung	CC
Isolierklasse	3
IP	IP67
IK	IK05
Glühdrahtprüfung	850°
Direkte Montage auf normal entflammaren Oberflächen	Ja
CE	Ja
Einschließlich Driver	Nein
Leuchte dimmbar	DALI - 1-10V
Schwenkbarkeit	Nein
Drehbarkeit	Nein
Begehbarkeit	Ja
Überrollbarkeit	Nein
Einschließlich Kabel	Ja
Kabellänge	1 m
Harzbeschichtung	Ja
Typ Lichtabstrahlung	Einflammig
Nettogewicht	0.180 Kg
Schutz vor elektrostatischen Entladungen	Nein
Schutz vor Stoßspannungen	Nein

Oberfläche Gehäuse

Material	Messing gebürstet
Farbe	Chrom
Bearbeitungstyp	Tampongalvanisieren

Elektronik

	C-E100034 Push and Simply Dim - DALI-2 Controller (4 - 12 art.)
	C-E100033 On/Off Driver 198~264V AC / 180~280V DC (4 - 12 art.)
	C-E100046 On/Off Driver 100~264V AC / 176~264V DC (1 - 6 art.)
	C-E100047 Push and Simply Dim - DALI-2 Controller (1 - 3 art.)

Uplights | 1 x powerLED 3 W DC 1000 mA | CRI 80 C01054CHWWF

Single emission uplights for outdoor application. The warm white LED light source with a wide flood light distribution is composed of 1 poweredLEDs with CCT of 3000 K and a CRI 80; the source luminous flux is 432 lm, with a 144.0 lm/W nominal luminous efficacy.

The device body is made of brass and features a chrome finish, processed by means of electroplating. The ingress protection degree is IP67; the total weight is of 0.180 kg. The power supply driver is not provided and is to be ordered separately.

The total absorbed power is 3 W. The power supply cable is included and features a 1 m length.

The device features protection class III and can be floor-mounted with an outer casing, code 84918(for concrete or masonry).

Compliant with the EN 60598-1 standard and its specific provisions.



Distance [m]	Cone diameter [m]	E(0°)	E(C90)	E(C0)
0.5	0.53 0.55	1168	403	393
1.0	1.06 1.10	292	101	98
1.5	1.59 1.65	130	45	44
2.0	2.12 2.20	73	25	25
2.5	2.65 2.75	47	16	16
3.0	3.18 3.30	32	11	11

Distance [m] Cone diameter [m] Illuminance [lx]

— C0/C180 (Half-peak divergence: 57.6°)
— C90/C270 (Half-peak divergence: 55.8°)

Energieeffizienzklasse

ieses Produkt enthält eine Lichtquelle der Energieeffizienzklasse D.

Illuminotechnical Eigenschaften

Light Output Ratio (LOR)	55 %
Lichtstrom (Lichtquelle)	432 lm
Leuchten Lichtstrom	239 lm
Consumption	3 W
Leuchten Lichtausbeute	79 lm/W
Farbtemperatur	3000 K
Standard Deviation of Colour Matching	1.5 Step
Farbwiedergabeindex	80 Ra
Standardumgebungstemperatur	-20 / +50°C
Typische Temperatur am Glas	40°C

LED Life / Failure Ratio

L70 B10 C0 361980h (at Tj 60 Ta 25)

UGR

UGR axial	24.3
UGR transversal	24.4
X=4H Y=8H	S=0.25H
Reflection factor	70/50/20

OPTICAL

Optik C0/C180	56°
Light distribution simmetry	Symmetrical



Beret_Q | Uplights | Accessories
C01054CHWWF



Einbaugehäuse

installationsposition: boden; typ installation: mauerwerk L=87mm, H=60mm, D=60mm.
Material:Kunststoff ABS, farbe:Schwarz.

Code

84918

Federn für den Einbau

Code

LED-MOL008ACC