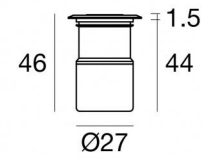
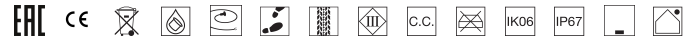




Uplights | 1 x powerLED 3 W DC 1000 mA | CRI 80
C01052CHWFL



Technische Daten	
Typ	Frame
Installationsposition	Boden
Installationsumgebung	Outdoor
Lichtquelle	LED
Circuit structure	powerLED
Optik	Flood
Light emission direction	upward
Lampe Nennleistung	3 W DC
Lichtstrom (Lichtquelle)	432 lm
Eingangsspannungsbereich	1000mA
Ähnlichste Farbtemperatur / Tone	3000 K
Farbwiedergabeindex	80 Ra
Gleichstrom/Gleichspannung	CC
Isolierklasse	3
IP	IP67
IK	IK06
Glühdrahtprüfung	850°
Direkte Montage auf normal entflammaren Oberflächen	Ja
CE	Ja
Einschließlich Driver	Nein
Leuchte dimmbar	DALI - 1-10V
Schwenkbarkeit	Nein
Drehbarkeit	Nein
Begehbarkeit	Ja
Überrollbarkeit	2000 Kg
Einschließlich Kabel	Ja
Kabellänge	1 m
Harzbeschichtung	Ja
Typ Lichtabstrahlung	Einflammig
Nettogewicht	0.130 Kg
Schutz vor elektrostatischen Entladungen	Nein
Schutz vor Stoßspannungen	Nein
Technische Merkmale des Produkts	TVS


Oberfläche Gehäuse


Material	Messing OT58
Farbe	Chrom
Bearbeitungstyp	Elektrolytische Verchromung


Oberfläche sockel

Material	Edelstahl --
Farbe	Stahl

Elektronik

 C-E100034
 Push and Simply Dim - DALI-2 Controller (4 - 12 art.)

 C-E100033
 On/Off Driver 198~264V AC / 180~280V DC (4 - 12 art.)

 C-E100046
 On/Off Driver 100~264V AC / 176~264V DC (1 - 6 art.)

 C-E100047
 Push and Simply Dim - DALI-2 Controller (1 - 3 art.)

Cables Electrification

Cable connector	No
-----------------	----



Uplights | 1 x powerLED 3 W DC 1000 mA | CRI 80
C01052CHWFL

Single emission uplights for outdoor application. The warm white LED light source with a flood light distribution is composed of 1 powered LEDs with CCT of 3000 K and a CRI 80; the source luminous flux is 432 lm, with a 144.0 lm/W nominal luminous efficacy.

The device body is made of ot58 brass and features a chrome finish, processed by means of galvanic chromium plating. The ingress protection degree is IP67; the total weight is of 0.130 kg. The power supply driver is not provided and is to be ordered separately.

The total absorbed power is 3 W. The power supply cable is included and features a 1 m length.

The device features protection class III and can be floor-mounted with an outer casing, code 84918(for concrete or masonry).

Compliant with the EN 60598-1 standard and its specific provisions.

Energieeffizienzklasse

ieses Produkt enthält eine Lichtquelle der Energieeffizienzklasse D.

Illuminotechnical Eigenschaften

Light Output Ratio (LOR)	51 %
Lichtstrom (Lichtquelle)	432 lm
Leuchten Lichtstrom	223 lm
Consumption	3 W
Leuchten Lichtausbeute	74 lm/W
Farbtemperatur	3000 K
Standard Deviation of Colour Matching	1.5 Step
Farbwiedergabeindex	80 Ra
Standardumgebungstemperatur	-20 / +50°C
Typische Temperatur am Glas	40°C

LED Life / Failure Ratio

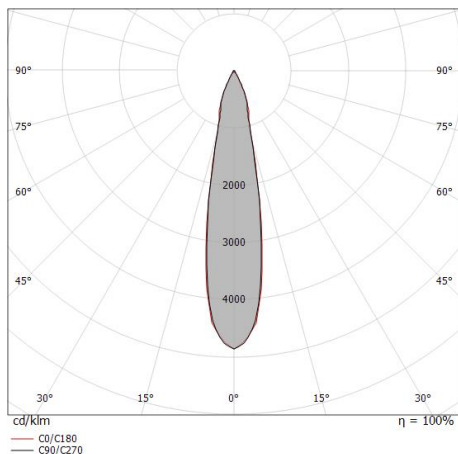
L70 B10 C0 361980h (at Tj 60 Ta 25)

UGR

UGR axial	22.7
UGR transversal	22.6
X=4H Y=8H	S=0.25H
Reflection factor	70/50/20

OPTICAL

Optik C0/C180	21°
Light distribution simmetry	Symmetrical



Distance [m]	Cone diameter [m]	illuminance [lx]
0.5	0.19 0.19	E(0°) 4333 E(C90) 2080 E(C0) 2066
1.0	0.37 0.38	E(0°) 1083 E(C90) 520 E(C0) 516
1.5	0.56 0.57	E(0°) 481 E(C90) 231 E(C0) 230
2.0	0.75 0.76	E(0°) 271 E(C90) 130 E(C0) 129
2.5	0.94 0.94	E(0°) 173 E(C90) 83 E(C0) 83
3.0	1.12 1.13	E(0°) 120 E(C90) 58 E(C0) 57

Distance [m] Cone diameter [m] illuminance [lx]

— C0/C180 (Half-peak divergence: 21.4°)
 — C90/C270 (Half-peak divergence: 21.2°)



Beret_2R | Uplights | Accessories
C01052CHWFL



Einbaugehäuse

installationsposition: boden; typ installation: mauerwerk L=87mm, H=60mm, D=60mm.

Material:Kunststoff ABS, farbe:Schwarz.

Code

84918