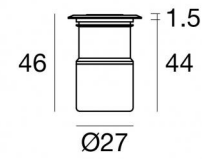
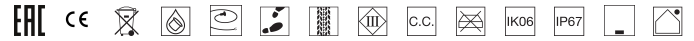




Uplights | 1 x powerLED 3 W DC 1000 mA | CRI 80  
**C01052BSWSP**



Technische Daten	
Typ	Frame
Installationsposition	Boden
Installationsumgebung	Outdoor
Lichtquelle	LED
Circuit structure	powerLED
Optik	Spot
Light emission direction	upward
Lampe Nennleistung	3 W DC
Lichtstrom (Lichtquelle)	432 lm
Eingangsspannungsbereich	1000mA
Ähnlichste Farbtemperatur / Tone	3000 K
Farbwiedergabeindex	80 Ra
Gleichstrom/Gleichspannung	CC
Isolierklasse	3
IP	IP67
IK	IK06
Glühdrahtprüfung	850°
Direkte Montage auf normal entflammaren Oberflächen	Ja
CE	Ja
Einschließlich Driver	Nein
Leuchte dimmbar	DALI - 1-10V
Schwenkbarkeit	Nein
Drehbarkeit	Nein
Begehbarkeit	Ja
Überrollbarkeit	2000 Kg
Einschließlich Kabel	Ja
Kabellänge	1 m
Harzbeschichtung	Ja
Typ Lichtabstrahlung	Einflammig
Nettogewicht	0.174 Kg
Schutz vor elektrostatischen Entladungen	Nein
Schutz vor Stoßspannungen	Nein
Technische Merkmale des Produkts	TVS


### Oberfläche Gehäuse


Material	Messing OT58
Farbe	Rohmessing


### Oberfläche sockel

Material	Edelstahl --
Farbe	Stahl

### Elektronik

 C-E100034  
 Push and Simply Dim - DALI-2 Controller (4 - 12 art.)

 C-E100033  
 On/Off Driver 198~264V AC / 180~280V DC (4 - 12 art.)

 C-E100046  
 On/Off Driver 100~264V AC / 176~264V DC (1 - 6 art.)

 C-E100047  
 Push and Simply Dim - DALI-2 Controller (1 - 3 art.)

### Cables Electrification

Cable connector	No
-----------------	----



Uplights | 1 x powerLED 3 W DC 1000 mA | CRI 80  
**C01052BSWSP**

Single emission uplights for outdoor application. The warm white LED light source with a spot light distribution is composed of 1 powerLED LEDs with CCT of 3000 K and a CRI 80; the source luminous flux is 432 lm, with a 144.0 lm/W nominal luminous efficacy.

The device body is made of ot58 brass and features a raw brass finish. The ingress protection degree is IP67; the total weight is of 0.174 kg. The power supply driver is not provided and is to be ordered separately.

The total absorbed power is 3 W. The power supply cable is included and features a 1 m length.

The device features protection class III and can be floor-mounted with an outer casing, code 84918(for concrete or masonry).

Compliant with the EN 60598-1 standard and its specific provisions.

### Energieeffizienzklasse

ieses Produkt enthält eine Lichtquelle der Energieeffizienzklasse D.

### Illuminotechnical Eigenschaften

Light Output Ratio (LOR)	64 %
Lichtstrom (Lichtquelle)	432 lm
Leuchten Lichtstrom	279 lm
Consumption	3 W
Leuchten Lichtausbeute	93 lm/W
Farbtemperatur	3000 K
Standard Deviation of Colour Matching	1.5 Step
Farbwiedergabeindex	80 Ra
Standardumgebungstemperatur	-20 / +50°C
Typische Temperatur am Glas	40°C

### LED Life / Failure Ratio

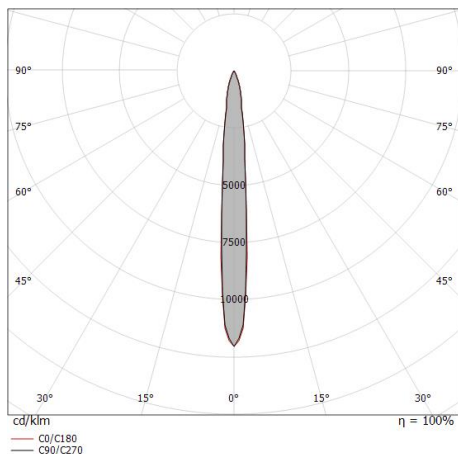
L70 B10 C0 361980h (at Tj 60 Ta 25)

### UGR

UGR axial	13.8
UGR transversal	13.9
X=4H   Y=8H	S=0.25H
Reflection factor	70/50/20

### OPTICAL

Optik C0/C180	10°
Light distribution simmetry	Symmetrical



Distance [m]	Cone diameter [m]	illuminance [lx]
0.5	0.09 0.09	E(0°) 13423 E(C90) 5.1° 6667 E(C0) 5.2° 6735
1.0	0.18 0.18	E(0°) 3256 E(C90) 5.1° 1667 E(C0) 5.2° 1684
1.5	0.27 0.27	E(0°) 1491 E(C90) 5.1° 741 E(C0) 5.2° 748
2.0	0.36 0.36	E(0°) 839 E(C90) 5.1° 417 E(C0) 5.2° 421
2.5	0.45 0.46	E(0°) 537 E(C90) 5.1° 267 E(C0) 5.2° 269
3.0	0.54 0.55	E(0°) 373 E(C90) 5.1° 185 E(C0) 5.2° 187

— C0/C180 (Half-peak divergence: 10.4°)  
 — C90/C270 (Half-peak divergence: 10.2°)



Beret\_2R | Uplights | Accessories  
**C01052BSWSP**



## Einbaugehäuse

installationsposition: boden; typ installation: mauerwerk L=87mm, H=60mm, D=60mm.

Material:Kunststoff ABS, farbe:Schwarz.

**Code**

84918