

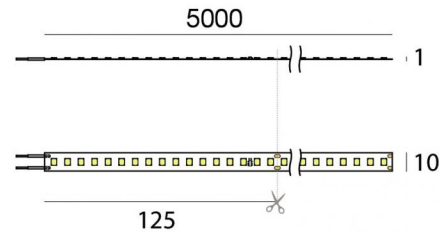


LED Strip | 680 topLED 43 W DC 48 V | 8.6 W/m
1296.4 Lm/m | CRI >90

C00423WHMDI



Technische Daten	
Länge	5000 mm
Minimaler Schnitt	125 mm
Typ	LED Strip
Installationsposition	Wand - Decke
Installationsumgebung	Indoor
Lichtquelle	LED
Circuit structure	topLED
Optik	Diffuses
Light emission direction	downward
Lampe Nennleistung	43 W DC
Lampenleistung / m	8.6 W / m
Lichtstrom (Lichtquelle)	6482 lm
Lichtstrom (Lichtquelle) / m	1296.4 lm / m
Ähnlichste Farbtemperatur / Tone	2700 K
Farbwiedergabeindex	>90 Ra
Gleichstrom/Gleichspannung	CV
Isolierklasse	3
IP	IP20
Glühdrahtprüfung	650°
Direkte Montage auf normal entflammaren Oberflächen	Ja
CE	Ja
Einschließlich Driver	Nein
Leuchte dimmbar	DALI - 1-10V
Schwenkbarkeit	Nein
Drehbarkeit	Nein
Begehbarkeit	Nein
Überrollbarkeit	Nein
Einschließlich Kabel	Ja
Kabellänge	0.3 m
Harzbeschichtung	Nein
Typ Lichtabstrahlung	Einflammig
Länge	5000 mm
Nettogewicht	0.09 Kg
Schutz vor elektrostatischen Entladungen	Nein
Schutz vor Stoßspannungen	Nein



Oberfläche Gehäuse

Farbe	Weiß
-------	------

Elektronik

	99331 On/Off Driver 198~264V AC / 176~275V DC 150 W (1 - 3 art.)
--	---

	99332 1-10V Controller (1 - 3 art.)
--	--

	99374 On/Off Driver 198~264V AC / 176~275V DC 75 W (1 art.)
--	--

	83333 Push and Simply Dim - DALI-2 Controller (1 - 3 art.)
--	---

	C-E400002 Push and Simply Dim - DALI-2 Controller (1 - 5 art.)
--	---

Cables Electrification

Max. Kabellänge	300 mm
-----------------	--------

LED Strip | 680 topLED 43 W DC 48 V | 8.6 W/m | 1296.4 Lm/m | CRI >90
C00423WHMDI

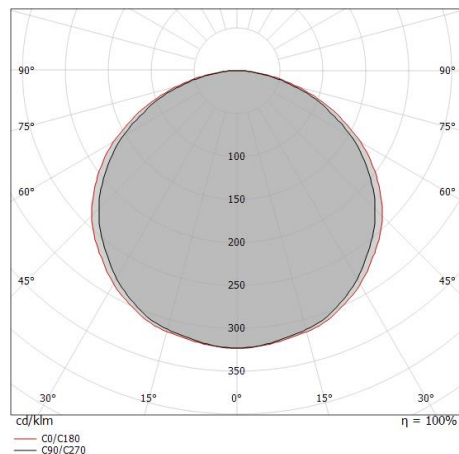
Single emission led strip for indoor application. The super warm white LED light source with a diffused light distribution is composed of 680 topped LEDs with CCT of 2700 K and a CRI >90; the source luminous flux is 6482 lm, with a 150.7 lm/W nominal luminous efficacy.

The device body and features a white finish. The ingress protection degree is IP20; the total weight is of 0.09 kg. The power supply driver is not provided and is to be ordered separately.

The total absorbed power is 43 W. The power supply cable is included and features a 0.3 m length.

The device features protection class III and can be wall lights or ceiling-mounted.

Compliant with the EN 60598-1 standard and its specific provisions.



Distance [m]	Cone diameter [m]	illuminance [lx]
0.5	1.64 1.78	E(0°) 8383 E(C90) 595 E(C0) 492
1.0	3.28 3.56	E(0°) 2096 E(C90) 149 E(C0) 123
1.5	4.91 5.35	E(0°) 931 E(C90) 66 E(C0) 55
2.0	6.55 7.13	E(0°) 524 E(C90) 37 E(C0) 31
2.5	8.19 8.91	E(0°) 335 E(C90) 24 E(C0) 20
3.0	9.83 10.69	E(0°) 233 E(C90) 17 E(C0) 14

— C0/C180 (Half-peak divergence: 121.4°)
 — C90/C270 (Half-peak divergence: 117.2°)

Energieeffizienzklasse



ieses Produkt enthält eine Lichtquelle der Energieeffizienzklasse E.

Illuminotechnical Eigenschaften

Light Output Ratio (LOR)	100 %
Lichtstrom (Lichtquelle)	6482 lm
Leuchten Lichtstrom	6482 lm
Consumption	43 W
Leuchten Lichtausbeute	150 lm/W
Farbtemperatur	2700 K
Standard Deviation of Colour Matching	3 Step MacAdam
Standardumgebungstemperatur	-20 / +55°C

UGR

UGR axial	29.7
UGR transversal	30.1
X=4H Y=8H	S=0.25H
Reflection factor	70/50/20

OPTICAL

Optik C90/C270	117°
Optik C0/C180	121°
Light distribution simmetry	Symmetrical 2 assis

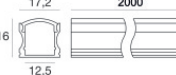



Ribbon PRO



LED Strip | 680 topLED 43 W DC 48 V | 8.6 W/m | 1296.4 Lm/m | CRI >90

C00423WHMDI

Components

		LUNO_20/27 - Profili Modular	Code <u>C-K100017</u>
		LUNO_20/27 - Profili Modular	Code <u>C-K100018</u>
		Rive_17/16 - Profili Modular	Code <u>C-K100015</u>
		Rive_17/16 - Profili Modular	Code <u>C-K100016</u>
		Cela_18/18 - Profili Modular	Code <u>C-K100019</u>
		Cela_18/18 - Profili Modular	Code <u>C-K100020</u>
		Tabulo_35/14 - Profili Modular	Code <u>C-K100025</u>
		Fylo+ Recessed_2	Code <u>65007 - 65006</u>

Ribbon PRO



LED Strip | 680 topLED 43 W DC 48 V | 8.6 W/m | 1296.4 Lm/m | CRI >90

C00423WHMDI

Components

		Fylo+ Recessed_1	Code <u>65027 - 65028</u>
		Fylo+ Recessed_4	Code <u>65009 - 65010</u>
		Fylo+ Recessed_5	Code <u>65012 - 65013</u>
		Fylo+ Surface_1	Code <u>65015 - 65016</u>
		Fylo+ Surface_2	Code <u>65018 - 65019</u>
		Fylo+ Surface_3	Code <u>65021 - 65022</u>
		Fylo+ Surface_4	Code <u>65025 - 65024</u>
		Fylo+ Recessed_3	Code <u>65004 - 65003</u>

Ribbon PRO



LED Strip | 680 topLED 43 W DC 48 V | 8.6 W/m | 1296.4 Lm/m | CRI >90
C00423WHMDI

Components



















Fylo+ Direct_1

Code

















65180 - 65181



 <p>5x</p>	 <p>25 30 6,8</p>	<p>Federn für den Einbau - 5 Stück</p>	<p>Code <u>98420</u></p>
	 <p>2,5 18 2000</p>	<p>Diffusor Diffusorart: opalen diffusor. Material:PC, farbe:Opal.</p>	<p>Finish <u>Opaline</u> Code <u>98395</u></p>
	 <p>15 2000</p>	<p>Diffusor</p>	<p>Code <u>98941</u></p>
	 <p>15 2000</p>	<p>Diffusor</p>	<p>Code <u>98942</u></p>
	 <p>15 2000</p>	<p>Diffusor - Opalen Diffusor</p>	<p>Code <u>98943</u></p>
	 <p>24 2000</p>	<p>Diffusor</p>	<p>Code <u>98898</u></p>
	 <p>24 2000</p>	<p>Diffusor</p>	<p>Code <u>98899</u></p>
	 <p>24 2000</p>	<p>Diffusor</p>	<p>Code <u>98900</u></p>



Ribbon PRO | LED Strip | Accessories
C00423WHMDI

		Diffusor	Code 98917
		Diffusor	Code 98925
		Diffusor Material:PC, farbe:Schwarz.	Finish Black Code 83132
		Diffusor Material:PC, farbe:Opal.	Finish Opaline Code C-K200001
		Diffusor Material:PC, farbe:Schwarz.	Finish Black Code C-K200002
		Diffusor Material:PC, farbe:Opal.	Finish Opaline Code C-K200003
		Diffusor Material:PC, farbe:Schwarz.	Finish Black Code C-K200004
		Diffusor Material:PC, farbe:Opal.	Finish Opaline Code C-K200005



Ribbon PRO | LED Strip | Accessories
C00423WHMDI



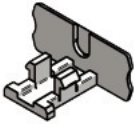
Diffusor
 Material:PC, farbe:Opal.

Finish
 Opaline **Code**
 C-K200007



Diffusor
 Material:PC, farbe:Schwarz.

Finish
 Black **Code**
 C-K200009



Endkappe

Code
 98418



Endkappe - Verschlusskappe
 Material:PC, farbe:Weiß.

Code
 98892



Endkappe

Code
 98928



Endkappe

Code
 98896



Endkappe

Code
 98902



Endkappe
 Material:Aluminium, farbe:poliert.

Code
 98907



		<p>Endkappe Material:PC, farbe:Weiß.</p>	<p>Code <u>98922</u></p>
		<p>Endkappe Material:PC, farbe:Weiß.</p>	<p>Code <u>98918</u></p>
		<p>Endkappe Material:PC, farbe:Schwarz.</p>	<p>Code <u>83133</u></p>
		<p>Endkappe Material:Kunststoff, farbe:Grau.</p>	<p>Code <u>C-V400023</u></p>
		<p>Endkappe Material:Kunststoff, farbe:Grau.</p>	<p>Code <u>C-V400019</u></p>
		<p>Endkappe Material:Kunststoff ABS, farbe:Schwarz.</p>	<p>Code <u>C-V400020</u></p>
		<p>Endkappe Material:Kunststoff, farbe:Grau.</p>	<p>Code <u>C-V400021</u></p>
		<p>Endkappe Material:Kunststoff ABS, farbe:Schwarz.</p>	<p>Code <u>C-V400022</u></p>



		<p>Endkappe Material:Kunststoff, farbe:Grau.</p>	<p>Code <u>C-V400025</u></p>
		<p>Endkappe Material:Kunststoff, farbe:Grau.</p>	<p>Code <u>C-V400027</u></p>
		<p>Endkappe Material:Kunststoff, farbe:Grau.</p>	<p>Code <u>C-V400029</u></p>
		<p>Endkappe Material:Kunststoff, farbe:Grau.</p>	<p>Code <u>C-V400031</u></p>
		<p>Endkappe Material:Kunststoff, farbe:Grau.</p>	<p>Code <u>C-V400033</u></p>
		<p>Endkappe Material:Kunststoff, farbe:Grau.</p>	<p>Code <u>C-V400035</u></p>
		<p>Endkappe Material:Kunststoff ABS, farbe:Schwarz.</p>	<p>Code <u>C-V400036</u></p>
		<p>Endkappe Material:Kunststoff ABS, farbe:Schwarz.</p>	<p>Code <u>C-V400038</u></p>



		<p>Endkappe Material:Kunststoff, farbe:Grau.</p>	<p>Code <u>C-V400037</u></p>
		<p>Endkappe Material:Kunststoff, farbe:Grau.</p>	<p>Code <u>C-V400041</u></p>
		<p>Klammer - Montagehalterung L=19mm, H=8mm, D=9mm. Material:Eisen, farbe:Zink, bearbeitungstyp :Waschen.</p>	<p>Code <u>98944</u></p>
		<p>Klammer L=9mm, H=8.8mm, D=21.8mm. Material:Eisen, farbe:poliert, bearbeitungstyp :Waschen.</p>	<p>Code <u>98931</u></p>
		<p>Klammer L=22mm, H=21.5mm, D=16.4mm. Material:PC, farbe:transparent.</p>	<p>Finish Transp. Code <u>98904</u></p>
		<p>Klammer L=12mm, H=15mm, D=30mm. Material:PC, farbe:Weiß.</p>	<p>Finish White Code <u>98901</u></p>
		<p>Profil Material:Aluminium 6060, farbe:Eloxiertes Aluminium, bearbeitungstyp :Anodisierung 20 µm.</p>	<p>Code <u>98921</u></p>
		<p>Stecker - Schneller Anschluss für Ribbon Plus 10mm - Ribbon PRO - Ribbon PRO 48V Länge 21,6 mm.</p>	<p>Code <u>83398</u></p>



Stecker
 Länge 15,4 mm.

Code
83399



Optik
 Lichtverteilung: medium flood, Material Verkleidung: pc

Code
C-U100001



Tüte / Befestigungsset

Code
C-K100027



Tüte / Befestigungsset

Code
C-K100028



Tüte / Befestigungsset

Code
C-K100029