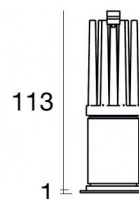




Downlights | 1 x powerLED 2 W DC 630 mA | CRI 80
C00117WHWUS



Ø42



35

Technische Daten	
Installationsposition	Decke
Installationsumgebung	Indoor
Lichtquelle	LED
Circuit structure	powerLED
Optik	Ultra Spot
Light emission direction	downward
Lampe Nennleistung	2 W DC
Lichtstrom (Lichtquelle)	186 lm
Eingangsspannungsbereich	630mA
Ähnlichste Farbtemperatur / Tone	3000 K
Farbwiedergabeindex	80 Ra
Gleichstrom/Gleichspannung	CC
Isolierklasse	3
IP	IP44
Glühdrahtprüfung	850°
Direkte Montage auf normal entflammaren Oberflächen	Ja
CE	Ja
Einschließlich Driver	Nein
Leuchte dimmbar	DALI - 1-10V
Schwenkbarkeit	Nein
Drehbarkeit	Nein
Begehbarkeit	Nein
Überrollbarkeit	Nein
Einschließlich Kabel	Ja
Kabellänge	0.17 m
Harzbeschichtung	Nein
Typ Lichtabstrahlung	Einflammig
Nettogewicht	0.11 Kg
Schutz vor elektrostatischen Entladungen	Nein
Schutz vor Stoßspannungen	Nein

Oberfläche Gehäuse

Material	Aluminium 6026
Farbe	Weiß
Bearbeitungstyp	Pulverbeschichtung


Oberfläche Diffusor

Material	Polycarbonat UV-beständige
Farbe	transparent


Oberfläche strahler


Material	Stranggepresstes Aluminium
Farbe	Aluminium
Bearbeitungstyp	Trommelung


Elektronik

 89147
On/Off Driver 198-264V AC / 180-275V DC (1 - 2 art.)

 99105
On/Off Driver 198-264V AC (6 - 12 art.)

 99374
On/Off Driver 198-264V AC / 176-275V DC 75 W (1 - 37 art.)

 99710
1-10V Converter 24V DC (- art.)

 99713
DALI Converter 24V DC (- art.)

 99376
On/Off Driver 198-264V AC (3 - 6 art.)



Downlights | 1 x powerLED 2 W DC 630 mA | CRI 80 C00117WHWUS

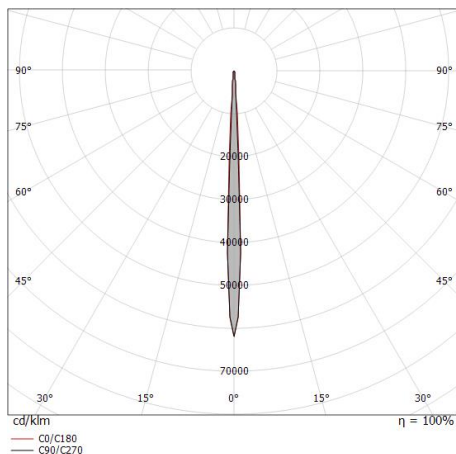
Single emission recessed downlights for indoor application. The warm white LED light source with a ultra spot light distribution is composed of 1 powerLED LEDs with CCT of 3000 K and a CRI 80; the source luminous flux is 186 lm, with a 93.0 lm/W nominal luminous efficacy.

The device body is made of aluminium 6026 and features a white finish, processed by means of powder coating; the diffuser is made of uv resistant polycarbonate. The ingress protection degree is IP44; the total weight is of 0.11 kg. The power supply driver is not provided and is to be ordered separately.

The total absorbed power is 2 W. The power supply cable is included and features a 0.17 m length.

The device features protection class III and can be ceiling-mounted, with a 35 mm diameter hole (in plasterboard).

Compliant with the EN 60598-1 standard and its specific provisions.



Distance [m]	Cone diameter [m]	illuminance [lx]
0.5	0.04 0.04	E(0°) 30487 E(C90) 2.4° 16130 E(C0) 2.5° 15315
1.0	0.08 0.09	E(0°) 7622 E(C90) 2.4° 4032 E(C0) 2.5° 3829
1.5	0.13 0.13	E(0°) 3387 E(C90) 2.4° 1792 E(C0) 2.5° 1702
2.0	0.17 0.17	E(0°) 1905 E(C90) 2.4° 1008 E(C0) 2.5° 957
2.5	0.21 0.22	E(0°) 1219 E(C90) 2.4° 645 E(C0) 2.5° 613
3.0	0.25 0.26	E(0°) 847 E(C90) 2.4° 448 E(C0) 2.5° 425

— C0/C180 (Half-peak divergence: 5.0°)
— C90/C270 (Half-peak divergence: 4.8°)

Energieeffizienzklasse

ieses Produkt enthält eine Lichtquelle der Energieeffizienzklasse F.

Illuminotechnical Eigenschaften

Light Output Ratio (LOR)	66 %
Lichtstrom (Lichtquelle)	186 lm
Leuchten Lichtstrom	123 lm
Consumption	2,0 W
Leuchten Lichtausbeute	61 lm/W
Farbtemperatur	3000 K
Standard Deviation of Colour Matching	1/16 ANSI BIN
Farbwiedergabeindex	80 Ra
Standardumgebungstemperatur	-20 / +50°C

LED Life / Failure Ratio

L70 B10 C0 78400h

UGR

UGR axial	18.5
UGR transversal	18.5
X=4H Y=8H	S=0.25H
Reflection factor	70/50/20

OPTICAL

Optik C0/C180	5°
Light distribution simmetry	Symmetrical