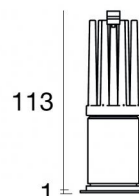




Downlights | 1 x powerLED 2 W DC 630 mA | CRI 80  
**C00117AUWUS**



Ø42



35

Technische Daten	
Installationsposition	Decke
Installationsumgebung	Indoor
Lichtquelle	LED
Circuit structure	powerLED
Optik	Ultra Spot
Light emission direction	downward
Lampe Nennleistung	2 W DC
Lichtstrom (Lichtquelle)	186 lm
Eingangsspannungsbereich	630mA
Ähnlichste Farbtemperatur / Tone	3000 K
Farbwiedergabeindex	80 Ra
Gleichstrom/Gleichspannung	CC
Isolierklasse	3
IP	IP44
Glühdrahtprüfung	850°
Direkte Montage auf normal entflammaren Oberflächen	Ja
CE	Ja
Einschließlich Driver	Nein
Leuchte dimmbar	DALI - 1-10V
Schwenkbarkeit	Nein
Drehbarkeit	Nein
Begehbarkeit	Nein
Überrollbarkeit	Nein
Einschließlich Kabel	Ja
Kabellänge	0.17 m
Harzbeschichtung	Nein
Typ Lichtabstrahlung	Einflammig
Nettogewicht	0.11 Kg
Schutz vor elektrostatischen Entladungen	Nein
Schutz vor Stoßspannungen	Nein

### Oberfläche Gehäuse

Material	Aluminium 6026
Farbe	Gold
Bearbeitungstyp	Pulverbeschichtung


### Oberfläche Diffusor

Material	Polycarbonat UV-beständige
Farbe	transparent


### Oberfläche strahler

Material	Stranggepresstes Aluminium
Farbe	Aluminium
Bearbeitungstyp	Trommelung

### Elektronik

 89147  
On/Off Driver 198-264V AC / 180-275V DC (1 - 2 art.)

 99105  
On/Off Driver 198-264V AC (1 - 12 art.)

 99374  
On/Off Driver 198-264V AC / 176-275V DC 75 W (1 - 37 art.)

 99710  
1-10V Converter 24V DC (1 art.)

 99713  
DALI Converter 24V DC (1 art.)

 99376  
On/Off Driver 198-264V AC (1 - 6 art.)

Downlights | 1 x powerLED 2 W DC 630 mA | CRI 80  
**C00117AUWUS**

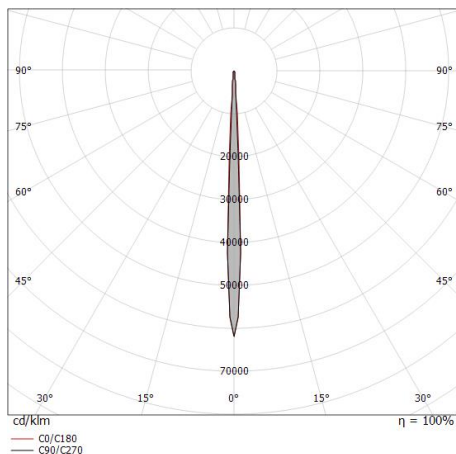
Single emission recessed downlights for indoor application. The warm white LED light source with a ultra spot light distribution is composed of 1 powerLED LEDs with CCT of 3000 K and a CRI 80; the source luminous flux is 186 lm, with a 93.0 lm/W nominal luminous efficacy.

The device body is made of aluminium 6026 and features a gold finish, processed by means of powder coating; the diffuser is made of uv resistant polycarbonate. The ingress protection degree is IP44; the total weight is of 0.11 kg. The power supply driver is not provided and is to be ordered separately.

The total absorbed power is 2 W. The power supply cable is included and features a 0.17 m length.

The device features protection class III and can be ceiling-mounted, with a 35 mm diameter hole (in plasterboard).

Compliant with the EN 60598-1 standard and its specific provisions.



Distance [m]	Cone diameter [m]	illuminance [lx]
0.5	0.04 0.04	E(0°) 29267 E(C90) 2.4° 15484 E(C0) 2.5° 14702
1.0	0.08 0.09	E(0°) 7317 E(C90) 2.4° 3871 E(C0) 2.5° 3676
1.5	0.13 0.13	E(0°) 3252 E(C90) 2.4° 1720 E(C0) 2.5° 1634
2.0	0.17 0.17	E(0°) 1829 E(C90) 2.4° 968 E(C0) 2.5° 919
2.5	0.21 0.22	E(0°) 1171 E(C90) 2.4° 619 E(C0) 2.5° 588
3.0	0.25 0.26	E(0°) 813 E(C90) 2.4° 430 E(C0) 2.5° 408

Distance [m]      Cone diameter [m]      illuminance [lx]

— C0/C180 (Half-peak divergence: 5.0°)  
 — C90/C270 (Half-peak divergence: 4.8°)

**Energieeffizienzklasse**

ieses Produkt enthält eine Lichtquelle der Energieeffizienzklasse F.

**Illuminotechnical Eigenschaften**

Light Output Ratio (LOR)	63 %
Lichtstrom (Lichtquelle)	186 lm
Leuchten Lichtstrom	119 lm
Consumption	2,0 W
Leuchten Lichtausbeute	59 lm/W
Farbtemperatur	3000 K
Standard Deviation of Colour Matching	1/16 ANSI BIN
Farbwiedergabeindex	80 Ra
Standardumgebungstemperatur	-20 / +50°C

**LED Life / Failure Ratio**

L70 B10 C0 78400h

**UGR**

UGR axial	18.3
UGR transversal	18.3
X=4H   Y=8H	S=0.25H
Reflection factor	70/50/20

**OPTICAL**

Optik C0/C180	5°
Light distribution simmetry	Symmetrical