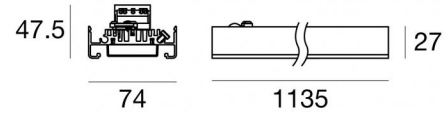


# Trail\_line 7 poles DALI



Systeme | 220-240 V | 120 topLED 42 W DC - 45 W AC | Modular | CRI 80  
90929N69



Technische Daten	
Installationsposition	Decke
Installationsumgebung	Indoor
Lichtquelle	LED
Circuit structure	topLED
Optik	Double Asymmetric
Light emission direction	downward
Lampe Nennleistung	42 W DC
Gesamtleistung	45 W
Lichtstrom (Lichtquelle)	6186 lm
Nominale Eingangsspannung	220 - 240 V AC
Eingangsspannungsbereich	220 - 240 V AC
Frequency	60 - 50 Hz
Ähnlichste Farbtemperatur / Tone	4000 K
Farbwiedergabeindex	80 Ra
Gleichstrom/Gleichspannung	AC
Isolierklasse	1
IP	IP20
Glühdrahtprüfung	650°
Direkte Montage auf normal entflammaren Oberflächen	Ja
CE	Ja
Einschließlich Driver	Driver
Leuchte dimmbar	DALI
Schwenkbarkeit	Nein
Drehbarkeit	Nein
Begehbarkeit	Nein
Überrollbarkeit	Nein
Einschließlich Kabel	Nein
Harzbeschichtung	Nein
Typ Lichtabstrahlung	Einflammig
Nettogewicht	2.254 Kg
Modularity	Modular
Schutz vor elektrostatischen Entladungen	Ja
Schutz vor Stoßspannungen	Nein

Oberfläche Gehäuse	
Material	Aluminium
Farbe	Weiß
Bearbeitungstyp	Lackierung

Oberfläche Diffusor	
Material	PMMA

# Trail\_line 7 poles DALI



Systeme | 220-240 V | 120 topLED 42 W DC - 45 W AC | Modular | CRI 80  
**90929N69**

Single emission systems for indoor application. The natural white LED light source with a double asymmetric light distribution is composed of 120 topLED LEDs with CCT of 4000 K and a CRI 80; the source luminous flux is 6186 lm, with a 147.3 lm/W nominal luminous efficacy.

The device body is made of aluminium and features a white finish, processed by means of coating; the diffuser is made of pmma. The ingress protection degree is IP20; the total weight is of 2.254 kg.

The total absorbed power is 45 W.

The device features protection class I and can be ceiling-mounted.

Compliant with the EN 60598-1 standard and its specific provisions.

## Energieeffizienzklasse

Dieses Produkt enthält 2 Lichtquellen der Energieeffizienzklasse D.

## Illuminotechnical Eigenschaften

Light Output Ratio (LOR)	84 %
Lichtstrom (Lichtquelle)	6186 lm
Leuchten Lichtstrom	5236 lm
Consumption	45 W
Leuchten Lichtausbeute	116 lm/W
Farbtemperatur	4000 K
Standard Deviation of Colour Matching	3 Step MacAdam
Farbwiedergabeindex	80 Ra
Verbindungstemperatur (Leuchte)	80
Standardumgebungstemperatur	-20 / +50°C

## LED Life / Failure Ratio

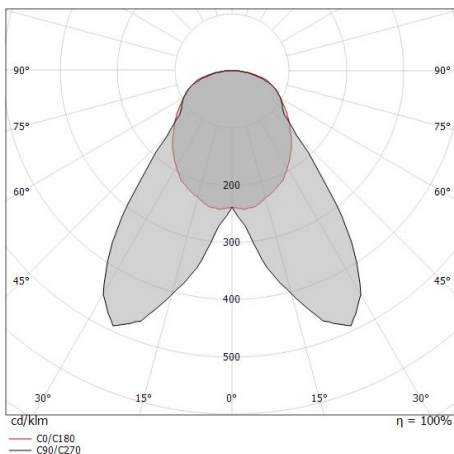
L70 B20 C0 36000h

## UGR

UGR axial	25.9
UGR transversal	27.4
X=4H   Y=8H	S=0.25H
Reflection factor	70/50/20

## OPTICAL

Optik C90/C270	80°
Optik C0/C180	104°
Light distribution simmetry	Symmetrical 2 assis



Distance [m]	Cone diameter [m]	illuminance [lx]
0.5	0.84 1.28	E(0°) 4992 E(C90) 2330 E(C0) 590
1.0	1.68 2.57	E(0°) 1248 E(C90) 583 E(C0) 148
1.5	2.52 3.85	E(0°) 555 E(C90) 259 E(C0) 66
2.0	3.36 5.14	E(0°) 312 E(C90) 146 E(C0) 37
2.5	4.20 6.42	E(0°) 200 E(C90) 93 E(C0) 24
3.0	5.03 7.71	E(0°) 139 E(C90) 65 E(C0) 16


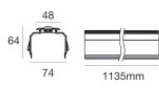

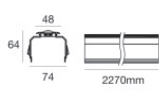

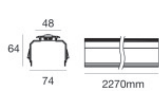

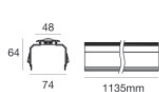

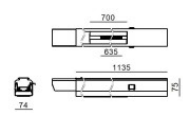

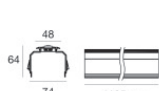

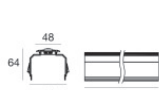

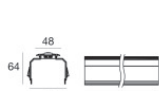
— C0/C180 (Half-peak divergence: 104.2°)  
 — C90/C270 (Half-peak divergence: 80.0°)

# Trail\_line 7 poles DALI



Systeme | 220-240 V | 120 topLED 42 W DC - 45 W AC | Modular | CRI 80  
**90929N69**

## Components

	 <p>48 64 74 1135mm</p>	Trail Power Module backbone 7 poles ON/OFF DALI - Sistemi	<b>Code</b> <u>90913</u>
	 <p>48 64 74 2270mm</p>	Trail Power Module backbone 7 poles ON/OFF DALI - Sistemi	<b>Code</b> <u>90917</u>
	 <p>48 64 74 2270mm</p>	Trail standard backbone 7 poles ON/OFF-DALI	<b>Code</b> <u>90909</u>
	 <p>48 64 74 1135mm</p>	Trail standard backbone 7 poles ON/OFF-DALI - Sistemi	<b>Code</b> <u>90905</u>
	 <p>700 635 1135 74</p>	Trail Three-phase adapter - Sistemi	<b>Code</b> <u>90952</u>
	 <p>48 64 74 1135mm</p>	Trail Power module backbone 3 poles ON/OFF	<b>Code</b> <u>90915 - 90911</u>
	 <p>48 64 74 2270mm</p>	Trail standard backbone 3 poles ON/OFF	<b>Code</b> <u>90903 - 90907</u>
	 <p>48 64 74 1135mm</p>	Trail Auxiliary power backbone 7 poles ON/OFF	<b>Code</b> <u>90905E</u>

# Trail\_line 7 poles DALI



Systeme | 220-240 V | 120 topLED 42 W DC - 45 W AC | Modular | CRI 80  
**90929N69**

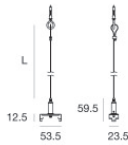
## Components

---

# Trail\_line 7 poles DALI

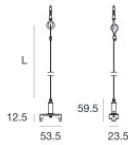


Trail\_line 7 poles DALI | Systems | Accessories  
**90929N69**



Kabel für Aufhängung

**Code**  
90944



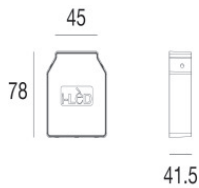
Kabel für Aufhängung

**Code**  
90943



Klammer  
L=53mm, H=13mm, D=23mm

**Code**  
90945



Endkappe  
Material:Aluminium, farbe:weiß RAL 9003, bearbeitungstyp :Lackierung.

**Code**  
90946



Profil  
Material:Aluminium, farbe:Weiß, bearbeitungstyp :Lackierung.

**Code**  
90950