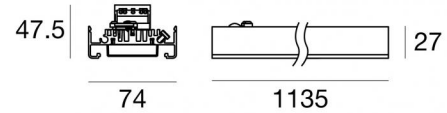


Trail_line 3 poles



Systeme | 220-240 V | 120 topLED 42 W DC - 45 W AC | Modular | CRI 80
90925N60



Technische Daten	
Installationsposition	Decke
Installationsumgebung	Indoor
Lichtquelle	LED
Circuit structure	topLED
Optik	Extra Wide Flood
Light emission direction	downward
Lampe Nennleistung	42 W DC
Gesamtleistung	45 W
Lichtstrom (Lichtquelle)	6186 lm
Nominale Eingangsspannung	220 - 240 V AC
Eingangsspannungsbereich	220 - 240 V AC
Frequency	60 - 50 Hz
Ähnlichste Farbtemperatur / Tone	4000 K
Farbwiedergabeindex	80 Ra
Gleichstrom/Gleichspannung	AC
Isolierklasse	1
IP	IP20
Glühdrahtprüfung	650°
Direkte Montage auf normal entflammaren Oberflächen	Ja
CE	Ja
Einschließlich Driver	Driver
Leuchte dimmbar	Nein
Schwenkbarkeit	Nein
Drehbarkeit	Nein
Begehbarkeit	Nein
Überrollbarkeit	Nein
Einschließlich Kabel	Nein
Harzbeschichtung	Nein
Typ Lichtabstrahlung	Einflammig
Nettogewicht	1.815 Kg
Modularity	Modular
Schutz vor elektrostatischen Entladungen	Ja
Schutz vor Stoßspannungen	Nein

Oberfläche Gehäuse	
Material	Aluminium
Farbe	Weiß
Bearbeitungstyp	Lackierung

Oberfläche Diffusor	
Material	PMMA

Trail_line 3 poles



Systeme | 220-240 V | 120 topLED 42 W DC - 45 W AC | Modular | CRI 80
90925N60

Single emission systems for indoor application. The natural white LED light source with a extra wide flood light distribution is composed of 120 topped LEDs with CCT of 4000 K and a CRI 80; the source luminous flux is 6186 lm, with a 147.3 lm/W nominal luminous efficacy.

The device body is made of aluminium and features a white finish, processed by means of coating; the diffuser is made of pmma. The ingress protection degree is IP20; the total weight is of 1.815 kg.

The total absorbed power is 45 W.

The device features protection class I and can be ceiling-mounted.

Compliant with the EN 60598-1 standard and its specific provisions.

Energieeffizienzklasse

Dieses Produkt enthält 2 Lichtquellen der Energieeffizienzklasse D.

Illuminotechnical Eigenschaften

Light Output Ratio (LOR)	93 %
Lichtstrom (Lichtquelle)	6186 lm
Leuchten Lichtstrom	5768 lm
Consumption	45 W
Leuchten Lichtausbeute	128 lm/W
Farbtemperatur	4000 K
Standard Deviation of Colour Matching	3 Step MacAdam
Farbwiedergabeindex	80 Ra
Verbindungstemperatur (Leuchte)	80
Standardumgebungstemperatur	-20 / +50°C

LED Life / Failure Ratio

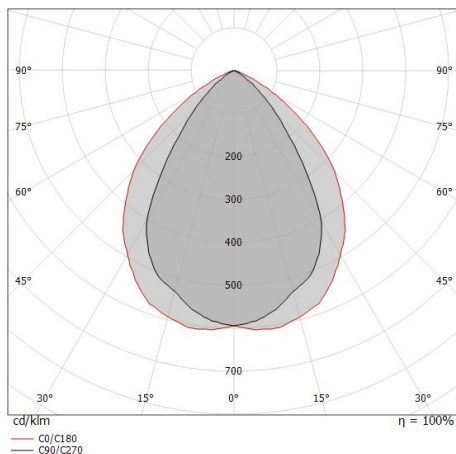
L70 B20 C0 36000h

UGR

UGR axial	18.5
UGR transversal	22.8
X=4H Y=8H	S=0.25H
Reflection factor	70/50/20

OPTICAL

Optik C90/C270	70°
Optik C0/C180	94°
Light distribution simmetry	Symmetrical 2 assis



Distance [m]	Cone diameter [m]	illuminance [lx]
0.5	0.71 1.07	E(0°) 13711 E(C90) 35.2° 3766 E(C0) 46.9° 2239
1.0	1.41 2.14	E(0°) 3428 E(C90) 35.2° 941 E(C0) 46.9° 560
1.5	2.12 3.21	E(0°) 1523 E(C90) 35.2° 418 E(C0) 46.9° 249
2.0	2.82 4.27	E(0°) 857 E(C90) 35.2° 235 E(C0) 46.9° 140
2.5	3.53 5.34	E(0°) 548 E(C90) 35.2° 151 E(C0) 46.9° 90
3.0	4.23 6.41	E(0°) 381 E(C90) 35.2° 105 E(C0) 46.9° 62


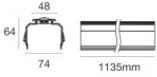

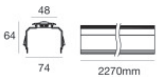

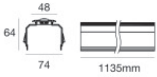

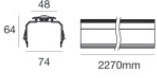

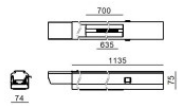

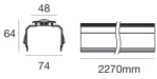

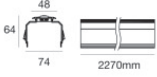

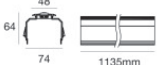
— C0/C180 (Half-peak divergence: 93.8°)
 — C90/C270 (Half-peak divergence: 70.4°)

Trail_line 3 poles



Systeme | 220-240 V | 120 topLED 42 W DC - 45 W AC | Modular | CRI 80
90925N60

Components

 	Trail Power module backbone 3 poles ON/OFF	Code <u>90911</u>
 	Trail Power module backbone 3 poles ON/OFF - Sistemi	Code <u>90915</u>
 	Trail standard backbone 3 poles ON/OFF	Code <u>90903</u>
 	Trail standard backbone 3 poles ON/OFF	Code <u>90907</u>
 	Trail Three-phase adapter - Sistemi	Code <u>90952</u>
 	Trail Power Module backbone 7 poles ON/OFF DALI	Code <u>90913 - 90917</u>
 	Trail standard backbone 7 poles ON/OFF-DALI	Code <u>90905 - 90909</u>
 	Trail Auxiliary power backbone 7 poles ON/OFF	Code <u>90905E</u>

Trail_line 3 poles



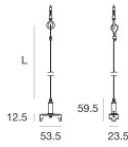
Systeme | 220-240 V | 120 topLED 42 W DC - 45 W AC | Modular | CRI 80
90925N60

Components

Trail_line 3 poles

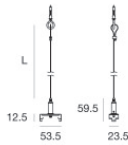


Trail_line 3 poles | Systems | Accessories
90925N60



Kabel für Aufhängung

Code
90944



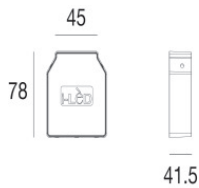
Kabel für Aufhängung

Code
90943



Klammer
L=53mm, H=13mm, D=23mm

Code
90945



Endkappe
Material:Aluminium, farbe:weiß RAL 9003, bearbeitungstyp :Lackierung.

Code
90946



Profil
Material:Aluminium, farbe:Weiß, bearbeitungstyp :Lackierung.

Code
90950