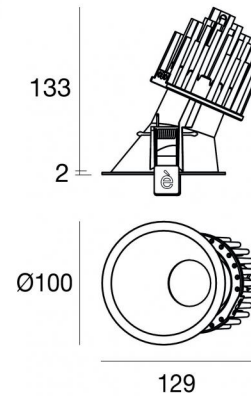




Downlights | 1 arrayLED 15 W DC 400 mA | CRI 90  
90866W30



92

| Technische Daten                                    |                     |
|---|---------------------|
| Installationsposition                               | Decke               |
| Installationsumgebung                               | Indoor              |
| Lichtquelle   | LED                 |
| Circuit structure                                   | arrayLED            |
| Optik   | Medium Flood        |
| Light emission direction                            | downward            |
| Lampe Nennleistung                                  | 15 W DC             |
| Lichtstrom (Lichtquelle)                            | 2318 lm             |
| Eingangsspannungsbereich                            | 400mA               |
| Ähnlichste Farbtemperatur / Tone                    | 3000 K              |
| Farbwiedergabeindex                                 | 90 Ra               |
| Gleichstrom/Gleichspannung                          | CC                  |
| Isolierklasse                                       | 3                   |
| IP  | IP44                |
| IP optisches System                                 | IP65                |
| Glühdrahtprüfung                                    | 850°                |
| Direkte Montage auf normal entflammaren Oberflächen | Ja                  |
| CE  | Ja                  |
| Einschließlich Driver                               | Nein                |
| Leuchte dimmbar                                     | DALI - 1-10V        |
| Schwenkbarkeit                                      | Nein                |
| Drehbarkeit   | Nein                |
| Begehbarkeit  | Nein                |
| Überrollbarkeit                                     | Nein                |
| Einschließlich Kabel                                | Ja                  |
| Kabellänge  | 0.300 m             |
| Harzbeschichtung                                    | Nein                |
| Typ Lichtabstrahlung                                | Einflammig          |
| Nettogewicht  | 0.511 Kg            |
| Schutz vor elektrostatischen Entladungen            | Nein                |
| Schutz vor Stoßspannungen                           | Nein                |
| Optiktechnologie                                    | F.O.L. - Honey comb |

### Oberfläche Gehäuse

|                 |  |
|-----------------|--|
| Material        | Stranggepresstes Aluminium EN AB - 46100 |
| Farbe           | Weiß                                     |
| Bearbeitungstyp | Pulverbeschichtung                       |


### Oberfläche Diffusor


|          |                            |
|----------|----------------------------|
| Material | Polycarbonat UV-beständige |
| Farbe    | transparent                |

### Oberfläche strahler

|                 |  |
|-----------------|--|
| Material        | Stranggepresstes Aluminium EN AB - 46100 |
| Bearbeitungstyp | Trommelung                               |

### Elektronik

 99740  
Multi Power 198~264V AC / 180~275V DC (1 art.)

 99739  
1-10V Multi Power 198~264V AC / 180~275V DC (1 art.)

 C-E100032  
Push and Simply Dim - DALI-2 Controller (1 art.)

### Cables Electrification

|                       |                |
|-----------------------|----------------|
| Cable connector       | Male Easy plug |
| IP (locked condition) | 66             |

## Downlights | 1 arrayLED 15 W DC 400 mA | CRI 90 90866W30

Single emission recessed downlights for indoor application. The warm white LED light source with a medium flood light distribution is composed of 1 arrayed LEDs with CCT of 3000 K and a CRI 90; the source luminous flux is 2318 lm, with a 154.5 lm/W nominal luminous efficacy.

The device body is made of die-cast aluminium en ab - 46100 and features a white finish, processed by means of powder coating; the diffuser is made of uv resistant polycarbonate. The ingress protection degree is IP44; the total weight is of 0.511 kg. The power supply driver is not provided and is to be ordered separately.

The total absorbed power is 15 W. The power supply cable is included and features a 0.300 m length.

The device features protection class III and can be ceiling-mounted, with a 92 mm diameter hole (in plasterboard).

Compliant with the EN 60598-1 standard and its specific provisions.

### Energieeffizienzklasse

ieses Produkt enthält eine Lichtquelle der Energieeffizienzklasse E.

### Illuminotechnical Eigenschaften

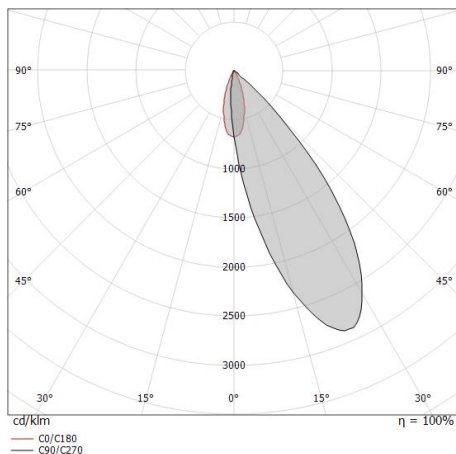
|                                       |                |
|---------------------------------------|----------------|
| Light Output Ratio (LOR)              | 39 %           |
| Lichtstrom (Lichtquelle)              | 2318 lm        |
| Leuchten Lichtstrom                   | 908 lm         |
| Consumption                           | 15 W           |
| Leuchten Lichtausbeute                | 60 lm/W        |
| Farbtemperatur                        | 3000 K         |
| Standard Deviation of Colour Matching | 2 Step MacAdam |
| Farbwiedergabeindex                   | 90 Ra          |
| Colour Rendering Index                | 60 R9          |
| Black Body Locus                      | On             |
| Standardumgebungstemperatur           | -20 / +50°C    |
| Typische Temperatur am Glas           | 40°C           |

### LED Life / Failure Ratio

L70 B10 C0 252000h (at Tj 65 Ta 25 )

### OPTICAL

|                             |              |
|-----------------------------|--------------|
| Optik C0/C180               | 35°          |
| Light distribution simmetry | Asymmetrical |



| Distance [m] | Cone diameter [m] | Illuminance [lx] |
|--------------|-------------------|------------------|
| 0.5          | 0.32              | 2432             |
| 1.0          | 0.64              | 608              |
| 1.5          | 0.96              | 270              |
| 2.0          | 1.28              | 118              |
| 2.5          | 1.60              | 66               |
| 3.0          | 1.91              | 29               |

