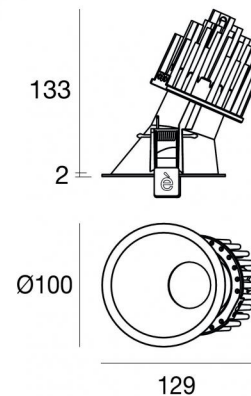




Downlights | 1 arrayLED 15 W DC 400 mA | CRI 90  
90863W60



92

Technische Daten	
Installationsposition	Decke
Installationsumgebung	Indoor
Lichtquelle	LED
Circuit structure	arrayLED
Optik	Medium Wide Flood
Light emission direction	downward
Lampe Nennleistung	15 W DC
Lichtstrom (Lichtquelle)	2318 lm
Eingangsspannungsbereich	400mA
Ähnlichste Farbtemperatur / Tone	3000 K
Farbwiedergabeindex	90 Ra
Gleichstrom/Gleichspannung	CC
Isolierklasse	3
IP	IP44
IP optisches System	IP65
Glühdrahtprüfung	850°
Direkte Montage auf normal entflammaren Oberflächen	Ja
CE	Ja
Einschließlich Driver	Nein
Leuchte dimmbar	DALI - 1-10V
Schwenkbarkeit	Nein
Drehbarkeit	Nein
Begehbarkeit	Nein
Überrollbarkeit	Nein
Einschließlich Kabel	Ja
Kabellänge	0.300 m
Harzbeschichtung	Nein
Typ Lichtabstrahlung	Einflammig
Nettogewicht	0.511 Kg
Schutz vor elektrostatischen Entladungen	Nein
Schutz vor Stoßspannungen	Nein
Optiktechnologie	F.O.L.

### Oberfläche Gehäuse

Material	Stranggepresstes Aluminium EN AB - 46100
Farbe	Schwarz
Bearbeitungstyp	Pulverbeschichtung


### Oberfläche Diffusor


Material	Polycarbonat UV-beständige
Farbe	transparent

### Oberfläche strahler

Material	Stranggepresstes Aluminium EN AB - 46100
Bearbeitungstyp	Trommelung

### Elektronik

 99740  
Multi Power 198~264V AC / 180~275V DC (1 art.)

 99739  
1-10V Multi Power 198~264V AC / 180~275V DC (1 art.)

 C-E100032  
Push and Simply Dim - DALI-2 Controller (1 art.)

### Cables Electrification

Cable connector	Male Easy plug
IP (locked condition)	66

## Downlights | 1 arrayLED 15 W DC 400 mA | CRI 90 90863W60

Single emission recessed downlights for indoor application. The warm white LED light source with a medium wide flood light distribution is composed of 1 arrayed LEDs with CCT of 3000 K and a CRI 90; the source luminous flux is 2318 lm, with a 154.5 lm/W nominal luminous efficacy.

The device body is made of die-cast aluminium en ab - 46100 and features a black finish, processed by means of powder coating; the diffuser is made of uv resistant polycarbonate. The ingress protection degree is IP44; the total weight is of 0.511 kg. The power supply driver is not provided and is to be ordered separately.

The total absorbed power is 15 W. The power supply cable is included and features a 0.300 m length.

The device features protection class III and can be ceiling-mounted, with a 92 mm diameter hole (in plasterboard).

Compliant with the EN 60598-1 standard and its specific provisions.

### Energieeffizienzklasse

ieses Produkt enthält eine Lichtquelle der Energieeffizienzklasse E.

### Illuminotechnical Eigenschaften

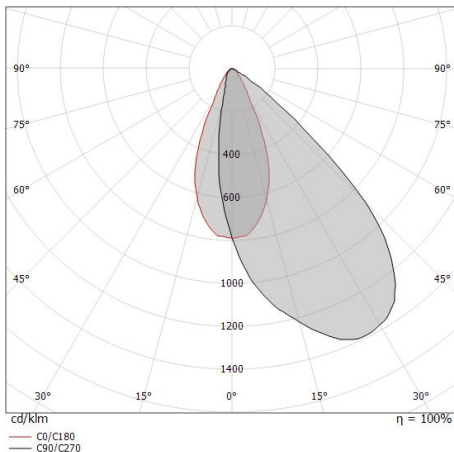
Light Output Ratio (LOR)	38 %
Lichtstrom (Lichtquelle)	2318 lm
Leuchten Lichtstrom	897 lm
Consumption	15 W
Leuchten Lichtausbeute	59 lm/W
Farbtemperatur	3000 K
Standard Deviation of Colour Matching	2 Step MacAdam
Farbwiedergabeindex	90 Ra
Colour Rendering Index	60 R9
Black Body Locus	On
Standardumgebungstemperatur	-20 / +50°C
Typische Temperatur am Glas	40°C

### LED Life / Failure Ratio

L70 B10 C0 252000h (at Tj 65 Ta 25 )

### OPTICAL

Optik C0/C180	46°
Light distribution simmetry	Asymmetrical



Distance [m]	Cone diameter [m]	Illuminance [lx]	E(0°) E(C0)	23.2°	2828 1108
0.5	0.43		E(0°) E(C0)	23.2°	707 277
1.0	0.86		E(0°) E(C0)	23.2°	314 123
1.5	1.29		E(0°) E(C0)	23.2°	177 69
2.0	1.71		E(0°) E(C0)	23.2°	113 44
2.5	2.14		E(0°) E(C0)	23.2°	79 31
3.0	2.57		E(0°) E(C0)	23.2°	

Distance [m] Cone diameter [m] Illuminance [lx]  
— C0/C180 (Half-peak divergence: 46.4°)

