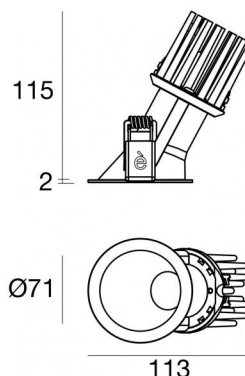





Downlights | 1 x powerLED 10 W DC 800 mA | CRI 92  
**90847N60**



64

Technische Daten	
Installationsposition	Decke
Installationsumgebung	Indoor
Lichtquelle	LED
Circuit structure	powerLED
Optik	60°
Light emission direction	downward
Lampe Nennleistung	10 W DC
Lichtstrom (Lichtquelle)	1108 lm
Eingangsspannungsbereich	800mA
Ähnlichste Farbtemperatur / Tone	4000 K
Farbwiedergabeindex	92 Ra
Gleichstrom/Gleichspannung	CC
Isolierklasse	3
IP	IP44
IP optisches System	IP65
Glühdrahtprüfung	850°
Direkte Montage auf normal entflammaren Oberflächen	Ja
CE	Ja
Einschließlich Driver	Nein
Leuchte dimmbar	DALI - 1-10V
Schwenkbarkeit	Nein
Drehbarkeit	Nein
Begehbarkeit	Nein
Überrollbarkeit	Nein
Einschließlich Kabel	Nein
Harzbeschichtung	Nein
Typ Lichtabstrahlung	Einflammig
Nettogewicht	0.250 Kg
Schutz vor elektrostatischen Entladungen	Nein
Schutz vor Stoßspannungen	Nein
Optiktechnologie	F.O.L.
Technische Merkmale des Produkts	TVS

### Oberfläche Gehäuse

Material	Stranggepresstes Aluminium EN AB - 46100
Farbe	Schwarz
Bearbeitungstyp	Pulverbeschichtung


### Oberfläche Diffusor


Material	Polycarbonat UV-beständige
Farbe	transparent


### Oberfläche strahler


Material	Stranggepresstes Aluminium EN AB - 46100
Bearbeitungstyp	Trommelung

### Elektronik

 99135  
On/Off Driver 198~264V AC (2 - 3 art.)

 99345  
DALI - Push and Simply Dim Multi Power 198~264V AC / 176~275V DC (1 - 3 art.)

 99735  
Multi Power 198~264V AC / 180~275V DC (1 art.)

 99733  
1-10V Multi Power 198~264V AC / 180~275V DC (1 art.)

 C-E100013  
Push and Simply Dim - DALI-2 Controller (1 art.)

Downlights | 1 x powerLED 10 W DC 800 mA | CRI 92  
**90847N60**

Single emission recessed downlights for indoor application. The natural white LED light source is composed of 1 powerLED LEDs with CCT of 4000 K and a CRI 92; the source luminous flux is 1108 lm, with a 110.8 lm/W nominal luminous efficacy.

The device body is made of die-cast aluminium en ab - 46100 and features a black finish, processed by means of powder coating; the diffuser is made of uv resistant polycarbonate. The ingress protection degree is IP44; the total weight is of 0.250 kg. The power supply driver is not provided and is to be ordered separately.

The total absorbed power is 10 W.

The device features protection class III and can be ceiling-mounted, with a 64 mm diameter hole (in plasterboard).

Compliant with the EN 60598-1 standard and its specific provisions.

### Energieeffizienzklasse

ieses Produkt enthält eine Lichtquelle der Energieeffizienzklasse E.

### Illuminotechnical Eigenschaften

Light Output Ratio (LOR)	54 %
Lichtstrom (Lichtquelle)	1108 lm
Leuchten Lichtstrom	604 lm
Consumption	10 W
Leuchten Lichtausbeute	60 lm/W
Farbtemperatur	4000 K
Standard Deviation of Colour Matching	2 Step MacAdam
Farbwiedergabeindex	92 Ra
Black Body Locus	On

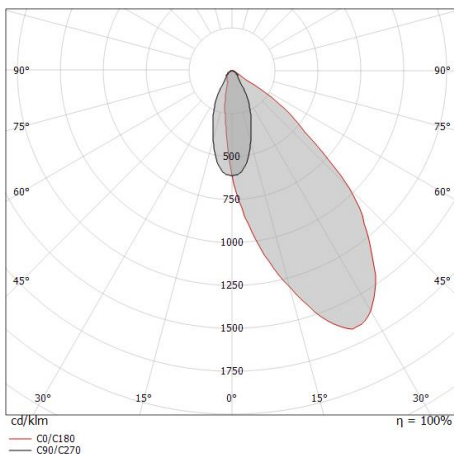
Standardumgebungstemperatur	-20 / +50°C
Typische Temperatur am Glas	40°C

### LED Life / Failure Ratio

L70 B10 C0 247450h (at Tj 60 Ta 25 )

### OPTICAL

Optik C90/C270	43°
Light distribution simmetry	Asymmetrical



Distance [m]	Cone diameter [m]	Illuminance [lx]
0.5	1.05	E(0°) 1473 E(C90) 37
1.0	2.11	E(0°) 368 E(C90) 9
1.5	3.16	E(0°) 164 E(C90) 4
2.0	4.22	E(0°) 92 E(C90) 2
2.5	5.27	E(0°) 59 E(C90) 1
3.0	6.32	E(0°) 41 E(C90) 1

Distance [m] Cone diameter [m] Illuminance [lx]  
 — C90/C270 (Half-peak divergence: 93.0°)

