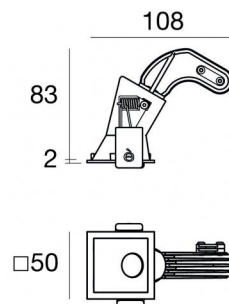









Downlights | 1 x powerLED 4 W DC 350 mA | CRI 90
90842N15



46

Technische Daten	
Installationsposition	Decke
Installationsumgebung	Indoor
Lichtquelle	LED
Circuit structure	powerLED
Optik	Spot
Light emission direction	downward
Lampe Nennleistung	4 W DC
Lichtstrom (Lichtquelle)	449 lm
Eingangsspannungsbereich	350mA
Ähnlichste Farbtemperatur / Tone	4000 K
Farbwiedergabeindex	90 Ra
Gleichstrom/Gleichspannung	CC
Isolierklasse	3
IP	IP44
IP optisches System	IP65
Glühdrahtprüfung	850°
Direkte Montage auf normal entflammaren Oberflächen	Ja
CE	Ja
Einschließlich Driver	Nein
Leuchte dimmbar	DALI - 1-10V
Schwenkbarkeit	Nein
Drehbarkeit	Nein
Begehbarkeit	Nein
Überrollbarkeit	Nein
Einschließlich Kabel	Ja
Kabellänge	0.170 m
Harzbeschichtung	Nein
Typ Lichtabstrahlung	Einflammig
Nettogewicht	0.078 Kg
Schutz vor elektrostatischen Entladungen	Nein
Schutz vor Stoßspannungen	Nein
Optiktechnologie	F.O.L. - Honey comb
Technische Merkmale des Produkts	TVS

Oberfläche Gehäuse	
Material	Stranggepresstes Aluminium EN AB - 46100
Farbe	Weiß
Bearbeitungstyp	Pulverbeschichtung
Oberfläche Diffusor	
Material	Polycarbonat UV-beständige
Farbe	transparent
Oberfläche strahler	
Material	Stranggepresstes Aluminium EN AB - 46100
Farbe	Aluminium
Bearbeitungstyp	Polieren
Elektronik	
	89145 On/Off Driver 198-264V AC / 180-275V DC (1 art.)
	99375 On/Off Driver 198-264V AC (2 - 3 art.)
	C-E100010 1-10V - 0-10V Controller (1 art.)
	C-E100011 Push and Simply Dim - DALI-2 Controller (1 art.)
Cables Electrification	
Cable connector	No



Downlights | 1 x powerLED 4 W DC 350 mA | CRI 90
90842N15

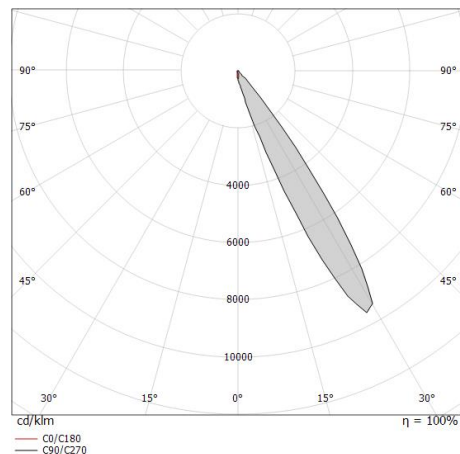
Single emission recessed downlights for indoor application. The natural white LED light source with a spot light distribution is composed of 1 powered LEDs with CCT of 4000 K and a CRI 90; the source luminous flux is 449 lm, with a 112.3 lm/W nominal luminous efficacy.

The device body is made of die-cast aluminium en ab - 46100 and features a white finish, processed by means of powder coating; the diffuser is made of uv resistant polycarbonate. The ingress protection degree is IP44; the total weight is of 0.078 kg. The power supply driver is not provided and is to be ordered separately.

The total absorbed power is 4 W. The power supply cable is included and features a 0.170 m length.

The device features protection class III and can be ceiling-mounted, with a 46 x 46 mm hole (in plasterboard).

Compliant with the EN 60598-1 standard and its specific provisions.



Distance [m]	Cone diameter [m]	Beam diameter [m]	E(0°) [lx]	E(C0) [lx]
0.5	0.28	0.28	264	118
1.0	0.56	0.56	66	30
1.5	0.84	0.84	29	13
2.0	1.12	1.12	17	7
2.5	1.40	1.40	11	5
3.0	1.68	1.68	7	3

Distance [m] Cone diameter [m] Illuminance [lx]

— C0/C180 (Half-peak divergence: 31.2°)

Energieeffizienzklasse

ieses Produkt enthält eine Lichtquelle der Energieeffizienzklasse F.

Illuminotechnical Eigenschaften

Light Output Ratio (LOR)	51 %
Lichtstrom (Lichtquelle)	449 lm
Leuchten Lichtstrom	233 lm
Consumption	4 W
Leuchten Lichtausbeute	58 lm/W
Farbtemperatur	4000 K
Standard Deviation of Colour Matching	3 Step MacAdam
Farbwiedergabeindex	90 Ra
Black Body Locus	On
Standardumgebungstemperatur	-20 / +50°C
Typische Temperatur am Glas	40°C

LED Life / Failure Ratio

L70 B10 C0 247450h (at Tj 60 Ta 25)

OPTICAL

Optik C0/C180	31°
Light distribution simmetry	Asymmetrical

