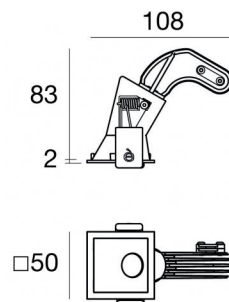





Downlights | 1 x powerLED 4 W DC 350 mA | CRI 90
90838W15



46

Technische Daten

Installationsposition	Decke
Installationsumgebung	Indoor
Lichtquelle	LED
Circuit structure	powerLED
Optik	Spot
Light emission direction	downward
Lampe Nennleistung	4 W DC
Lichtstrom (Lichtquelle)	416 lm
Eingangsspannungsbereich	350mA
Ähnlichste Farbtemperatur / Tone	3000 K
Farbwiedergabeindex	90 Ra
Gleichstrom/Gleichspannung	CC
Isolierklasse	3
IP	IP44
IP optisches System	IP65
Glühdrahtprüfung	850°
Direkte Montage auf normal entflammaren Oberflächen	Ja
CE	Ja
Einschließlich Driver	Nein
Leuchte dimmbar	DALI - 1-10V
Schwenkbarkeit	Nein
Drehbarkeit	Nein
Begehbarkeit	Nein
Überrollbarkeit	Nein
Einschließlich Kabel	Ja
Kabellänge	0.170 m
Harzbeschichtung	Nein
Typ Lichtabstrahlung	Einflammig
Nettogewicht	0.078 Kg
Schutz vor elektrostatischen Entladungen	Nein
Schutz vor Stoßspannungen	Nein
Optiktechnologie	F.O.L.
Technische Merkmale des Produkts	TVS

Oberfläche Gehäuse

Material	Stranggepresstes Aluminium EN AB - 46100
Farbe	Weiß
Bearbeitungstyp	Pulverbeschichtung


Oberfläche Diffusor

Material	Polycarbonat UV-beständige
Farbe	transparent


Oberfläche strahler

Material	Stranggepresstes Aluminium EN AB - 46100
Farbe	Aluminium
Bearbeitungstyp	Polieren

Elektronik

 89145
On/Off Driver 198-264V AC / 180-275V DC (1 art.)

 99375
On/Off Driver 198-264V AC (2 - 3 art.)

 C-E100010
1-10V - 0-10V Controller (1 art.)

 C-E100011
Push and Simply Dim - DALI-2 Controller (1 art.)

Cables Electrification

Cable connector No

Downlights | 1 x powerLED 4 W DC 350 mA | CRI 90
90838W15

Single emission recessed downlights for indoor application. The warm white LED light source with a spot light distribution is composed of 1 powered LEDs with CCT of 3000 K and a CRI 90; the source luminous flux is 416 lm, with a 104.0 lm/W nominal luminous efficacy.

The device body is made of die-cast aluminium en ab - 46100 and features a white finish, processed by means of powder coating; the diffuser is made of uv resistant polycarbonate. The ingress protection degree is IP44; the total weight is of 0.078 kg. The power supply driver is not provided and is to be ordered separately.

The total absorbed power is 4 W. The power supply cable is included and features a 0.170 m length.

The device features protection class III and can be ceiling-mounted, with a 46 x 46 mm hole (in plasterboard).

Compliant with the EN 60598-1 standard and its specific provisions.

Energieeffizienzklasse

ieses Produkt enthält eine Lichtquelle der Energieeffizienzklasse F.

Illuminotechnical Eigenschaften

Light Output Ratio (LOR)	66 %
Lichtstrom (Lichtquelle)	416 lm
Leuchten Lichtstrom	275 lm
Consumption	4 W
Leuchten Lichtausbeute	68 lm/W
Farbtemperatur	3000 K
Standard Deviation of Colour Matching	3 Step MacAdam
Farbwiedergabeindex	90 Ra
Black Body Locus	On

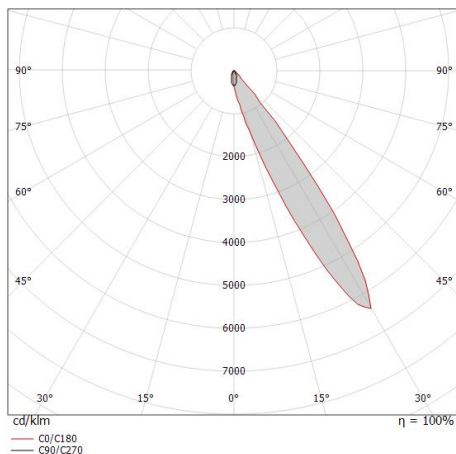
Standardumgebungstemperatur	-20 / +50°C
Typische Temperatur am Glas	40°C

LED Life / Failure Ratio

L70 B10 C0 247450h (at Tj 60 Ta 25)

OPTICAL

Optik C90/C270	45°
Light distribution simmetry	Asymmetrical



Distance [m]	Cone diameter [m]	illuminance [lx]
0.5	0.73	E(0°) E(C90) 36.2° 384 33
1.0	1.46	E(0°) E(C90) 36.2° 96 8
1.5	2.20	E(0°) E(C90) 36.2° 43 4
2.0	2.93	E(0°) E(C90) 36.2° 24 2
2.5	3.66	E(0°) E(C90) 36.2° 15 1
3.0	4.39	E(0°) E(C90) 36.2° 11 1

Distance [m] Cone diameter [m] illuminance [lx]
 — C90/C270 (Half-peak divergence: 72.4°)

