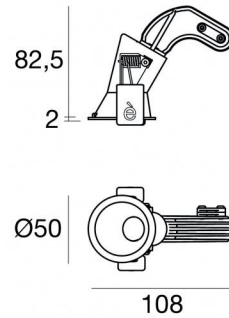




Downlights | 1 x powerLED 4 W DC 350 mA | CRI 90
90831M30



46

Technische Daten	
Installationsposition	Decke
Installationsumgebung	Indoor
Lichtquelle	LED
Circuit structure	powerLED
Optik	Medium Flood
Light emission direction	downward
Lampe Nennleistung	4 W DC
Lichtstrom (Lichtquelle)	389 lm
Eingangsspannungsbereich	350mA
Ähnlichste Farbtemperatur / Tone	2700 K
Farbwiedergabeindex	90 Ra
Gleichstrom/Gleichspannung	CC
Isolierklasse	3
IP	IP44
IP optisches System	IP65
Glühdrahtprüfung	850°
Direkte Montage auf normal entflammaren Oberflächen	Ja
CE	Ja
Einschließlich Driver	Nein
Leuchte dimmbar	DALI - 1-10V
Schwenkbarkeit	Nein
Drehbarkeit	Nein
Begehbarkeit	Nein
Überrollbarkeit	Nein
Einschließlich Kabel	Ja
Kabellänge	0.170 m
Harzbeschichtung	Nein
Typ Lichtabstrahlung	Einflammig
Nettogewicht	0.078 Kg
Schutz vor elektrostatischen Entladungen	Nein
Schutz vor Stoßspannungen	Nein
Optiktechnologie	F.O.L.
Technische Merkmale des Produkts	TVS

Oberfläche Gehäuse

Material	Stranggepresstes Aluminium EN AB - 46100
Farbe	Schwarz
Bearbeitungstyp	Pulverbeschichtung


Oberfläche Diffusor

Material	Polycarbonat UV-beständige
Farbe	transparent


Oberfläche strahler

Material	Stranggepresstes Aluminium EN AB - 46100
Farbe	Aluminium
Bearbeitungstyp	Polieren

Elektronik

 89145
On/Off Driver 198-264V AC / 180-275V DC (1 art.)

 99375
On/Off Driver 198-264V AC (1 - 3 art.)

 C-E100010
1-10V - 0-10V Controller (1 art.)

 C-E100011
Push and Simply Dim - DALI-2 Controller (1 art.)

Downlights | 1 x powerLED 4 W DC 350 mA | CRI 90 90831M30

Single emission recessed downlights for indoor application. The super warm white LED light source is composed of 1 powered LEDs with CCT of 2700 K and a CRI 90; the source luminous flux is 389 lm, with a 97.3 lm/W nominal luminous efficacy.

The device body is made of die-cast aluminium en ab - 46100 and features a black finish, processed by means of powder coating; the diffuser is made of uv resistant polycarbonate. The ingress protection degree is IP44; the total weight is of 0.078 kg. The power supply driver is not provided and is to be ordered separately.

The total absorbed power is 4 W. The power supply cable is included and features a 0.170 m length.

The device features protection class III and can be ceiling-mounted, with a 46 mm diameter hole (in plasterboard).

Compliant with the EN 60598-1 standard and its specific provisions.

Energieeffizienzklasse

ieses Produkt enthält eine Lichtquelle der Energieeffizienzklasse F.

Illuminotechnical Eigenschaften

Light Output Ratio (LOR)	42 %
Lichtstrom (Lichtquelle)	389 lm
Leuchten Lichtstrom	167 lm
Consumption	4 W
Leuchten Lichtausbeute	41 lm/W
Farbtemperatur	2700 K
Standard Deviation of Colour Matching	3 Step MacAdam
Farbwiedergabeindex	90 Ra
Black Body Locus	On

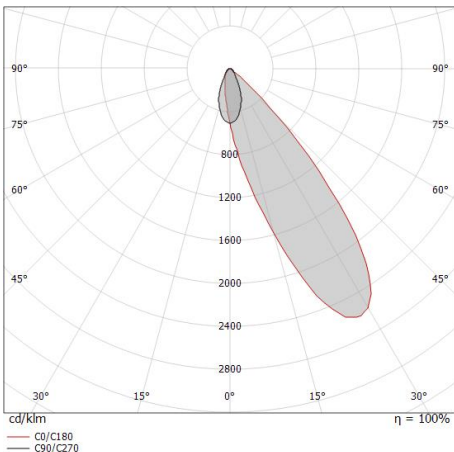
Standardumgebungstemperatur	-20 / +50°C
Typische Temperatur am Glas	40°C

LED Life / Failure Ratio

L70 B10 C0 247450h (at Tj 60 Ta 25)

OPTICAL

Optik C90/C270	46°
Light distribution symmetry	Asymmetrical



Distance [m]	Cone diameter [m]	Illuminance [lx]
0.5	0.86	E(0°) E(C90) 40.7° 339 20
1.0	1.72	E(0°) E(C90) 40.7° 85 5
1.5	2.58	E(0°) E(C90) 40.7° 38 2
2.0	3.44	E(0°) E(C90) 40.7° 21 1
2.5	4.30	E(0°) E(C90) 40.7° 14 1
3.0	5.16	E(0°) E(C90) 40.7° 9 1

Distance [m] Cone diameter [m] Illuminance [lx]
— C90/C270 (Half-peak divergence: 81.4°)

