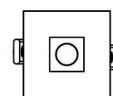




Downlights | 1 x powerLED 8 W DC 700 mA | CRI 90  
**90666N30**



□71



64

Technische Daten	
Installationsposition	Decke
Installationsumgebung	Indoor
Lichtquelle	LED
Circuit structure	powerLED
Optik	Flood
Light emission direction	downward
Lampe Nennleistung	8 W DC
Lichtstrom (Lichtquelle)	796 lm
Eingangsspannungsbereich	700mA
Ähnlichste Farbtemperatur / Tone	4000 K
Farbwiedergabeindex	90 Ra
Gleichstrom/Gleichspannung	CC
Isolierklasse	3
IP	IP44
IP optisches System	IP65
Glühdrahtprüfung	850°
Direkte Montage auf normal entflammaren Oberflächen	Ja
CE	Ja
Einschließlich Driver	Nein
Leuchte dimmbar	DALI - 1-10V
Schwenkbarkeit	Nein
Drehbarkeit	Nein
Begehbarkeit	Nein
Überrollbarkeit	Nein
Einschließlich Kabel	Nein
Harzbeschichtung	Nein
Typ Lichtabstrahlung	Einflammig
Nettogewicht	0.192 Kg
Schutz vor elektrostatischen Entladungen	Nein
Schutz vor Stoßspannungen	Nein
Optiktechnologie	F.O.L. - Honey comb
Technische Merkmale des Produkts	TVS

### Oberfläche Gehäuse

Material	Stranggepresstes Aluminium EN AB - 46100
Farbe	Weiß
Bearbeitungstyp	Pulverbeschichtung

### Oberfläche Diffusor

Material	Polycarbonat UV-beständige
Farbe	transparent

### Oberfläche strahler

Material	Stranggepresstes Aluminium EN AB - 46100
Bearbeitungstyp	Trommelung

### Elektronik



99147  
On/Off Driver 198~264V AC (2 - 3 art.)



99735  
Multi Power 198~264V AC / 180~275V DC (1 art.)



99733  
1-10V Multi Power 198~264V AC / 180~275V DC (1 art.)



C-E100012  
Push and Simply Dim - DALI-2 Controller (1 art.)



C-E100016  
Push and Simply Dim - DALI-2 Controller (2 - 3 art.)

## Downlights | 1 x powerLED 8 W DC 700 mA | CRI 90 90666N30

Single emission recessed downlights for indoor application. The natural white LED light source with a flood light distribution is composed of 1 powered LEDs with CCT of 4000 K and a CRI 90; the source luminous flux is 796 lm, with a 99.5 lm/W nominal luminous efficacy.

The device body is made of die-cast aluminium en ab - 46100 and features a white finish, processed by means of powder coating; the diffuser is made of uv resistant polycarbonate. The ingress protection degree is IP44; the total weight is of 0.192 kg. The power supply driver is not provided and is to be ordered separately.

The total absorbed power is 8 W.

The device features protection class III and can be ceiling-mounted, with a 64 mm diameter hole (in plasterboard) with an outer casing, code 89374(for concrete or masonry).

Compliant with the EN 60598-1 standard and its specific provisions.

### Energieeffizienzklasse

ieses Produkt enthält eine Lichtquelle der Energieeffizienzklasse F.

### Illuminotechnical Eigenschaften

Light Output Ratio (LOR)	38 %
Lichtstrom (Lichtquelle)	796 lm
Leuchten Lichtstrom	307 lm
Consumption	8 W
Leuchten Lichtausbeute	38 lm/W
Farbtemperatur	4000 K
Standard Deviation of Colour Matching	3 Step MacAdam
Farbwiedergabeindex	90 Ra
Black Body Locus	On
Standardumgebungstemperatur	-20 / +50°C
Typische Temperatur am Glas	40°C

### LED Life / Failure Ratio

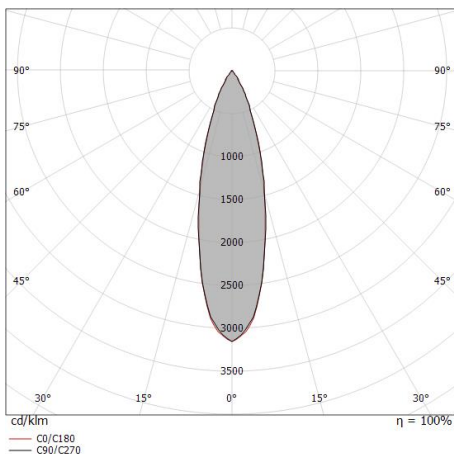
L70 B10 C0 247450h (at Tj 60 Ta 25 )

### UGR

UGR axial	14.6
UGR transversal	14.5
X=4H   Y=8H	S=0.25H
Reflection factor	70/50/20

### OPTICAL

Optik C0/C180	28°
Light distribution simmetry	Symmetrical



Distance [m]	Cone diameter [m]	E(0°)	E(C90)	E(C0)
0.5	0.25 0.25	3866	14.1° 1774	14.0° 1780
1.0	0.50 0.50	967	14.1° 444	14.0° 445
1.5	0.75 0.75	430	14.1° 197	14.0° 198
2.0	1.00 1.00	242	14.1° 111	14.0° 111
2.5	1.26 1.25	155	14.1° 71	14.0° 71
3.0	1.51 1.50	107	14.1° 49	14.0° 49

Distance [m]      Cone diameter [m]      Illuminance [lx]

— C0/C180 (Half-peak divergence: 28.0°)  
— C90/C270 (Half-peak divergence: 28.2°)

### COLOR VECTOR GRAPHIC






Einbaugehäuse

installationsposition: decke; typ installation: mauerwerk L=200mm, H=113mm, D=137mm.

Material:Polypropylen, farbe:Weiß.

**Code**

89373



Einbaugehäuse

installationsposition: decke; typ installation: mauerwerk L=370mm, H=120mm, D=200mm.

Material:Polypropylen, farbe:Weiß.

**Code**

89374