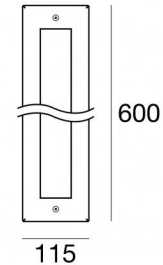
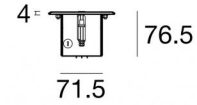


Unterwasserleuchten | 12 x powerLEDs 28 W DC 12 V
CRI 80
84213W15



Technische Daten	
Typ	Frame
Installationsposition	Wand - Boden
Installationsumgebung	Outdoor
Lichtquelle	LED
Circuit structure	powerLEDs
Optik	Spot
Light emission direction	upward
Lampe Nennleistung	28 W DC
Lichtstrom (Lichtquelle)	3408 lm
Ähnlichste Farbtemperatur / Tone	3000 K
Farbwiedergabeindex	80 Ra
Gleichstrom/Gleichspannung	CV
Isolierklasse	3
IP	IP68
Maximale Einbautiefe	25 mm
IK	IK09
Glühdrahtprüfung	850°
Direkte Montage auf normal entflammaren Oberflächen	Ja
CE	Ja
Einschließlich Driver	Nein
Leuchte dimmbar	Nein
Schwenkbarkeit	Nein
Drehbarkeit	Nein
Begehbarkeit	Ja
Überrollbarkeit	2500 Kg
Einschließlich Kabel	Ja
Kabellänge	5 m
Harzbeschichtung	Ja
Typ Lichtabstrahlung	Einflammig
Nettogewicht	6 Kg
Schutz vor elektrostatischen Entladungen	Nein
Schutz vor Stoßspannungen	Nein





Oberfläche Gehäuse

Material	Edelstahl 316
Farbe	Stahl
Bearbeitungstyp	Bürsten

Oberfläche Diffusor

Material	Extra-helles Glas - Gehärtet
Farbe	transparent
Bearbeitungstyp	Siebdruck

Elektronik

	83010 On/Off Driver 90~264V AC / 127~370V DC 60 W (1 - 2 art.)
	83015 DALI Controller 90~305V AC / 127~431V DC 120 W (1 - 4 art.)
	83013 On/Off Driver 180~305V AC / 254~431V DC 120 W (1 - 4 art.)
	83012 DALI Controller 90~305V AC / 127~431V DC 60 W (1 - 2 art.)

Unterwasserleuchten | 12 x powerLEDs 28 W DC 12 V | CRI 80 84213W15

Single emission submerged for outdoor application. The warm white LED light source with a spot light distribution is composed of 12 powered LEDs with CCT of 3000 K and a CRI 80; the source luminous flux is 3408 lm, with a 121.7 lm/W nominal luminous efficacy.

The device body is made of stainless steel and features a steel finish, processed by means of brushing; the diffuser is made of extra clear glass - tempered with a silk-screening treatment. The ingress protection degree is IP68; the total weight is of 6 kg. The power supply driver is not provided and is to be ordered separately.

The total absorbed power is 28 W. The power supply cable is included and features a 5 m length.

The device features protection class III and can be wall lights or floor-mounted with an outer casing, code 83161 (for concrete or masonry).

Compliant with the EN 60598-1 standard and its specific provisions.

Energieeffizienzklasse

Dieses Produkt enthält 2 Lichtquellen der Energieeffizienzklasse D.

Illuminotechnical Eigenschaften

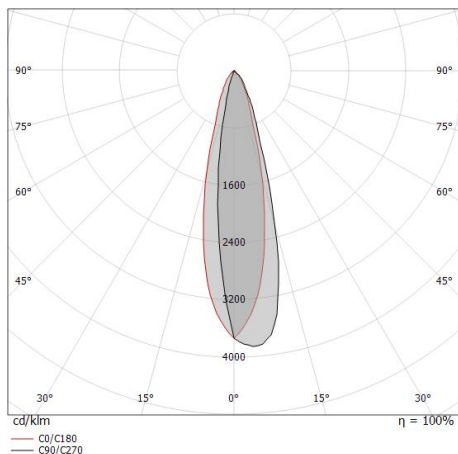
Light Output Ratio (LOR)	63 %
Lichtstrom (Lichtquelle)	3408 lm
Leuchten Lichtstrom	2151 lm
Consumption	26 W
Leuchten Lichtausbeute	82 lm/W
Farbtemperatur	3000 K
Standard Deviation of Colour Matching	1.5 Step
Farbwiedergabeindex	80 Ra
Standardumgebungstemperatur	-20 / +50°C
Typische Temperatur am Glas	49°C

LED Life / Failure Ratio

L70 B10 C0 361980h (at Tj 60 Ta 25)

OPTICAL

Optik C0/C180	26°
Light distribution symmetry	Asymmetrical



Distance [m]	Cone diameter [m]	Illuminance [lx]
0.5	0.23	E(0°) 32192 E(C0) 15046
1.0	0.45	E(0°) 8048 E(C0) 3762
1.5	0.68	E(0°) 3577 E(C0) 1672
2.0	0.91	E(0°) 2012 E(C0) 940
2.5	1.14	E(0°) 1288 E(C0) 602
3.0	1.36	E(0°) 894 E(C0) 418

Distance [m] Cone diameter [m] Illuminance [lx]

— C0/C180 (Half-peak divergence: 25.6°)



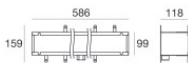
Stecker - 3-Wege-Gelstecker - IP68 Max 3x1,5 mm²

Code
98991



Stecker - 3-Wege-Anschluss - IP68 Min. 3 x 0,5 mm² / Max. 3 x 1,5 mm²

Code
84893



Einbaugehäuse

installationsposition: wand, boden; typ installation: mauerwerk L=586mm, H=118mm,
 D=159mm.

Material:Stahl AISI 304, farbe:Stahl.

Finish
 **Code**
83161