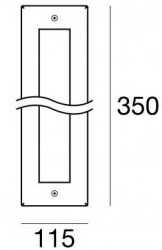
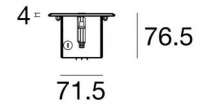


Unterwasserleuchten | 6 x powerLEDs 14 W DC 12 V
CRI 80
84212M15



Technische Daten	
Typ	Frame
Installationsposition	Wand - Boden
Installationsumgebung	Outdoor
Lichtquelle	LED
Circuit structure	powerLEDs
Optik	Spot
Light emission direction	upward
Lampe Nennleistung	14 W DC
Lichtstrom (Lichtquelle)	1596 lm
Ähnlichste Farbtemperatur / Tone	2700 K
Farbwiedergabeindex	80 Ra
Gleichstrom/Gleichspannung	CV
Isolierklasse	3
IP	IP68
Maximale Einbautiefe	25 mm
IK	IK09
Glühdrahtprüfung	850°
Direkte Montage auf normal entflammaren Oberflächen	Ja
CE	Ja
Einschließlich Driver	Nein
Leuchte dimmbar	Nein
Schwenkbarkeit	Nein
Drehbarkeit	Nein
Begehbarkeit	Ja
Überrollbarkeit	2500 Kg
Einschließlich Kabel	Ja
Kabellänge	5 m
Harzbeschichtung	Ja
Typ Lichtabstrahlung	Einflammig
Nettogewicht	3 Kg
Schutz vor elektrostatischen Entladungen	Nein
Schutz vor Stoßspannungen	Nein


Oberfläche Gehäuse


Material	Edelstahl 316
Farbe	Stahl
Bearbeitungstyp	Bürsten


Oberfläche Diffusor


Material	Extra-helles Glas - Gehärtet
Farbe	transparent
Bearbeitungstyp	Siebdruck

Elektronik

 83010
On/Off Driver 90~264V AC / 127~370V DC 60 W

 83015
DALI Controller 90~305V AC / 127~431V DC 120 W

 83013
On/Off Driver 180~305V AC / 254~431V DC 120 W

 83012
DALI Controller 90~305V AC / 127~431V DC 60 W

Unterwasserleuchten | 6 x powerLEDs 14 W DC 12 V | CRI 80 84212M15

Single emission submerged for outdoor application. The super warm white LED light source with a spot light distribution is composed of 6 powered LEDs with CCT of 2700 K and a CRI 80; the source luminous flux is 1596 lm, with a 114.0 lm/W nominal luminous efficacy.

The device body is made of stainless steel and features a steel finish, processed by means of brushing; the diffuser is made of extra clear glass - tempered with a silk-screening treatment. The ingress protection degree is IP68; the total weight is of 3 kg. The power supply driver is not provided and is to be ordered separately.

The total absorbed power is 14 W. The power supply cable is included and features a 5 m length.

The device features protection class III and can be wall lights or floor-mounted with an outer casing, code 83160 (for concrete or masonry).

Compliant with the EN 60598-1 standard and its specific provisions.

Energieeffizienzklasse

ieses Produkt enthält eine Lichtquelle der Energieeffizienzklasse D.

Illuminotechnical Eigenschaften

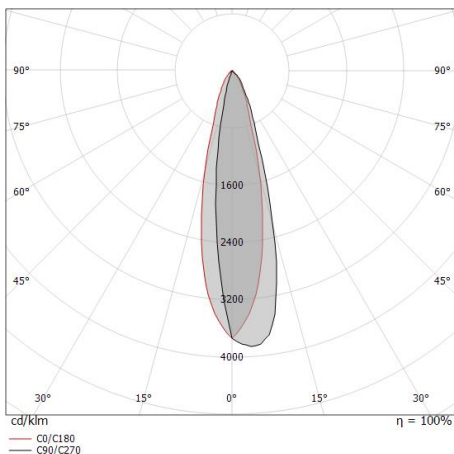
Light Output Ratio (LOR)	62 %
Lichtstrom (Lichtquelle)	1596 lm
Leuchten Lichtstrom	1005 lm
Consumption	13 W
Leuchten Lichtausbeute	77 lm/W
Farbtemperatur	2700 K
Standard Deviation of Colour Matching	1/16 ANSI BIN
Farbwiedergabeindex	80 Ra
Standardumgebungstemperatur	-20 / +50°C
Typische Temperatur am Glas	49°C

LED Life / Failure Ratio

L70 B10 C0 361980h (at Tj 60 Ta 25)

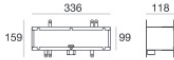
OPTICAL

Optik C0/C180	26°
Light distribution symmetry	Asymmetrical



Distance [m]	Cone diameter [m]	Illuminance [lx]
0.5	0.23	E(0°) 15040 E(C0) 7030
1.0	0.45	E(0°) 3760 E(C0) 1757
1.5	0.68	E(0°) 1671 E(C0) 781
2.0	0.91	E(0°) 940 E(C0) 439
2.5	1.14	E(0°) 602 E(C0) 281
3.0	1.36	E(0°) 418 E(C0) 195

Distance [m] Cone diameter [m] Illuminance [lx]
— C0/C180 (Half-peak divergence: 25.6°)



Einbaugehäuse

installationsposition: wand, boden; typ installation: mauerwerk L=336mm, H=118mm, D=159mm.

Material:Stahl AISI 304, farbe:Stahl.

Finish



Code

83160



Stecker - 3-Wege-Gelstecker - IP68 Max 3x1,5 mm²

Code

98991



Stecker - 3-Wege-Anschluss - IP68 Min. 3 x 0,5 mm² / Max. 3 x 1,5 mm²

Code

84893