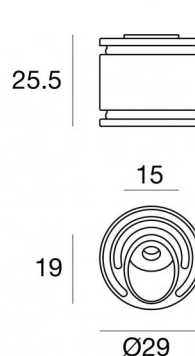




Wandleuchten | 1 x powerLED 1 W DC 350 mA | CRI 80  
84078N70





33


Technische Daten	
Typ	- - -
Installationsposition	Wand
Installationsumgebung	Outdoor
Lichtquelle	LED
Circuit structure	powerLED
Optik	Asymmetric Wallwasher
Light emission direction	downward
Lampe Nennleistung	1 W DC
Lichtstrom (Lichtquelle)	112 lm
Eingangsspannungsbereich	350mA
Ähnlichste Farbtemperatur / Tone	4000 K
Farbwiedergabeindex	80 Ra
Gleichstrom/Gleichspannung	CC
Isolierklasse	3
IP	IP65
IK	IK10
Glühdrahtprüfung	850°
Direkte Montage auf normal entflammaren Oberflächen	Ja
CE	Ja
Einschließlich Driver	Nein
Leuchte dimmbar	DALI - 1-10V
Schwenkbarkeit	Nein
Drehbarkeit	Nein
Begehbarkeit	Nein
Überrollbarkeit	Nein
Einschließlich Kabel	Ja
Kabellänge	1 m
Harzbeschichtung	Ja
Typ Lichtabstrahlung	Einflammig
Nettogewicht	0.05 Kg
Schutz vor elektrostatischen Entladungen	Nein
Schutz vor Stoßspannungen	Nein

Oberfläche Gehäuse	
Material	Aluminium
Farbe	Weiß
Bearbeitungstyp	Lackierung

### Elektronik

 89421  
On/Off Driver 198~264V AC / 176~275V DC (1 - 6 art.)

 89419  
On/Off Driver 198~264V AC / 176~275V DC (1 - 2 art.)

 C-E200006  
On/Off Driver 198~264V AC / 180~275V DC (1 - 12 art.)

Wandleuchten | 1 x powerLED 1 W DC 350 mA | CRI 80  
**84078N70**

Single emission wall lights for outdoor application. The natural white LED light source with a asymmetric wallwasher light distribution is composed of 1 powered LEDs with CCT of 4000 K and a CRI 80; the source luminous flux is 112 lm, with a 112.0 lm/W nominal luminous efficacy.

The device body is made of aluminium and features a white finish, processed by means of coating. The ingress protection degree is IP65; the total weight is of 0.05 kg. The power supply driver is not provided and is to be ordered separately.

The total absorbed power is 1 W. The power supply cable is included and features a 1 m length.

The device features protection class III and can be wall lights-mounted, with a 33 mm diameter hole (in plasterboard) with an outer casing, code 83155(for concrete or masonry).

Compliant with the EN 60598-1 standard and its specific provisions.

### Energieeffizienzklasse

ieses Produkt enthält eine Lichtquelle der Energieeffizienzklasse E.

### Illuminotechnical Eigenschaften

Light Output Ratio (LOR)	37 %
Lichtstrom (Lichtquelle)	112 lm
Leuchten Lichtstrom	42 lm
Consumption	1,0 W
Leuchten Lichtausbeute	42 lm/W
Farbtemperatur	4000 K
Standard Deviation of Colour Matching	1/16 ANSI BIN
Farbwiedergabeindex	80 Ra

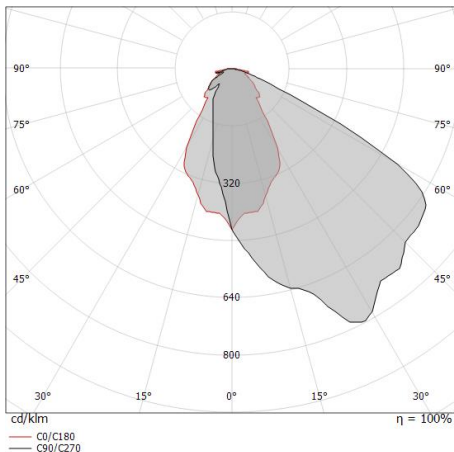
Standardumgebungstemperatur	-20 / +50°C
Typische Temperatur am Glas	40°C

### LED Life / Failure Ratio

L70 B10 C0 197960h (at Tj 60 Ta 25 )

### OPTICAL

Optik C0/C180	63°
Light distribution simmetry	Asymmetrical

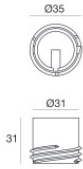


Distance [m]	Cone diameter [m]	Illuminance [lx]
0.5	0.61	$E(0^\circ)$ 74 $E(C0)$ 23
1.0	1.22	$E(0^\circ)$ 18 $E(C0)$ 6
1.5	1.83	$E(0^\circ)$ 8 $E(C0)$ 3
2.0	2.44	$E(0^\circ)$ 5 $E(C0)$ 1
2.5	3.05	$E(0^\circ)$ 3 $E(C0)$ 1
3.0	3.66	$E(0^\circ)$ 2 $E(C0)$ 1

Distance [m] Cone diameter [m] Illuminance [lx]  
 — C0/C180 (Half-peak divergence: 62.8°)



Quara\_F | Step Lights | Accessories  
**84078N70**



Einbaugehäuse

installationsposition: wand; typ installation: gipskarton L=35mm, H=31mm, D=35mm

**Code**

83155