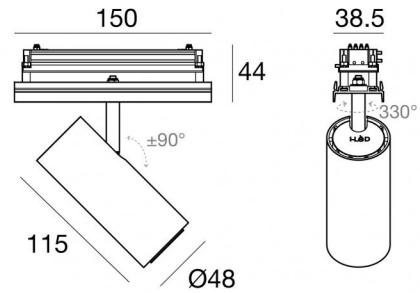




Systeme - Lineare Elemente | 1 arrayLED 13 W DC 24 V | CRI 90
83730W30



Technische Daten	
Typ	Systeme - Lineare Elemente
Installationsumgebung	Indoor
Lichtquelle	LED
Circuit structure	arrayLED
Optik	Flood
Light emission direction	frontal
Lampe Nennleistung	13 W DC
Lichtstrom (Lichtquelle)	1597 lm
Eingangsspannungsbereich	24 V
Ähnlichste Farbtemperatur / Tone	3500 K
Farbwiedergabeindex	90 Ra
Gleichstrom/Gleichspannung	CV
Isolierklasse	3
IP	IP20
Glühdrahtprüfung	850°
Direkte Montage auf normal entflammaren Oberflächen	Nein
CE	Ja
Einschließlich Driver	Nein
C.V. - C.C. Converter	24 V Konverter enthalten
Leuchte dimmbar	DALI
Schwenkbarkeit	Orientabile
Gesamtwinkel (vertikale Ebene)	330 °
Gesamtwinkel (horizontale Ebene)	90 °
Drehbarkeit	Nein
Begehbarkeit	Nein
Überrollbarkeit	Nein
Einschließlich Kabel	Nein
Harzbeschichtung	Nein
Typ Lichtabstrahlung	Einflammig
Nettogewicht	0.326 Kg
Schutz vor elektrostatischen Entladungen	Nein
Schutz vor Stoßspannungen	Nein

Oberfläche Gehäuse

Material	Stranggepresstes Aluminium EN AB - 46100
Farbe	Weiß
Bearbeitungstyp	Pulverbeschichtung

Oberfläche Diffusor

Material	PMMA
Farbe	transparent

Oberfläche Fassung

Material	Stranggepresstes Aluminium EN AB - 46100
Farbe	Weiß
Bearbeitungstyp	Pulverbeschichtung

Systeme - Lineare Elemente | 1 arrayLED 13 W DC 24 V | CRI 90
83730W30

Single emission systems or lines for indoor application. The warm white LED light source with a flood light distribution is composed of 1 arrayed LEDs with CCT of 3500 K and a CRI 90; the source luminous flux is 1597 lm, with a 122.8 lm/W nominal luminous efficacy.

The device body is made of die-cast aluminium en ab - 46100 and features a white finish, processed by means of powder coating; the diffuser is made of pmma; the mounting frame is made of die-cast aluminium en ab - 46100, with a white finish, processed by means of powder coating. The ingress protection degree is IP20; the total weight is of 0.326 kg.

The total absorbed power is 13 W.

The device features protection class III.

Compliant with the EN 60598-1 standard and its specific provisions.

Energieeffizienzklasse

ieses Produkt enthält eine Lichtquelle der Energieeffizienzklasse E.

Illuminotechnical Eigenschaften

Light Output Ratio (LOR)	60 %
Lichtstrom (Lichtquelle)	1597 lm
Leuchten Lichtstrom	967 lm
Consumption	12 W
Leuchten Lichtausbeute	80 lm/W
Farbtemperatur	3500 K
Standard Deviation of Colour Matching	2 Step MacAdam
Farbwiedergabeindex	90 Ra
Standardumgebungstemperatur	-20 / +50°C
Typische Temperatur am Glas	40°C

LED Life / Failure Ratio

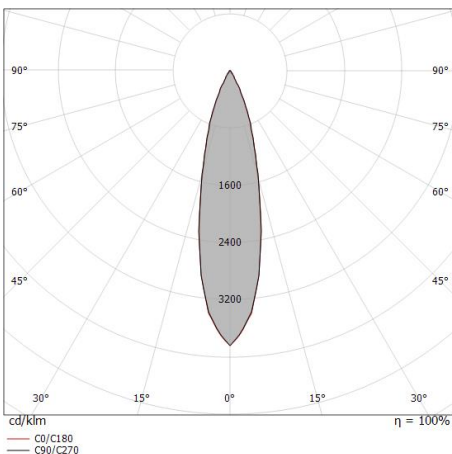
L70 B10 C0 252000h (at Tj 65 Ta 25)

UGR

UGR axial	16.6
UGR transversal	16.2
X=4H Y=8H	S=0.25H
Reflection factor	70/50/20

OPTICAL

Optik C0/C180	25°
Light distribution simmetry	Symmetrical



Distance [m]	Cone diameter [m]	Illuminance [lx]
0.5	0.23 0.22	E(0°) 14852 E(C90) 12.7° 6913 E(C0) 12.5° 6976
1.0	0.45 0.44	E(0°) 3713 E(C90) 12.7° 1728 E(C0) 12.5° 1744
1.5	0.68 0.67	E(0°) 1650 E(C90) 12.7° 768 E(C0) 12.5° 775
2.0	0.90 0.89	E(0°) 928 E(C90) 12.7° 432 E(C0) 12.5° 436
2.5	1.13 1.11	E(0°) 594 E(C90) 12.7° 277 E(C0) 12.5° 279
3.0	1.35 1.33	E(0°) 413 E(C90) 12.7° 192 E(C0) 12.5° 194


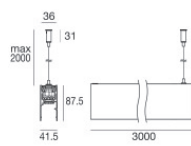

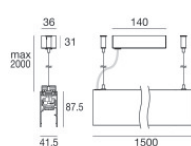
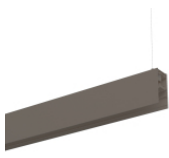
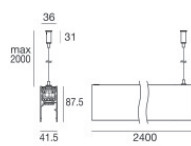
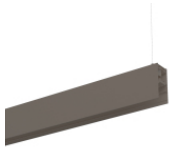
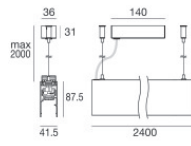








Distance [m] Cone diameter [m] Illuminance [lx]

— C0/C180 (Half-peak divergence: 25.0°)
 — C90/C270 (Half-peak divergence: 25.4°)



Systeme - Lineare Elemente | 1 arrayLED 13 W DC 24 V | CRI 90
83730W30

Components









		<p>Modus_MP Slave</p>	<p>Code 83786 - 83716 - 83718 - 83788 - 83787 - 83789 - 83717 - 83719</p>
		<p>Modus_MP Master</p>	<p>Code 83783 - 83782 - 83785 - 83714 - 83712 - 83715 - 83784 - 83713</p>
		<p>Modus_MP Slave Dynamic-White</p>	<p>Code 83797 - 83796 - 83798 - 83795 - 83847 - 83846 - 83849 - 83848</p>
		<p>Modus_MP Master Dynamic-White</p>	<p>Code 83794 - 83793 - 83792 - 83791 - 83842 - 83845 - 83843 - 83844</p>
		<p>Modus_MC Master</p>	<p>Code C00166WHEZZ - C00167WHEZZ - C00168WHEZZ - C00169WHEZZ</p>
		<p>Modus_MS Slave</p>	<p>Code C00069BUEZZ - C00069WHEZZ - C00070BUEZZ - C00070WHEZZ - C00071BUEZZ - C00071WHEZZ - C00072BUEZZ - C00072WHEZZ</p>
		<p>Modus_MC</p>	<p>Code C00170WHEZZ - C00171WHEZZ - C00172WHEZZ - C00173WHEZZ</p>
		<p>Modus_MS Master</p>	<p>Code C00065BUEZZ - C00065WHEZZ - C00066BUEZZ - C00066WHEZZ - C00067BUEZZ - C00067WHEZZ - C00068BUEZZ - C00068WHEZZ</p>



Systeme - Lineare Elemente | 1 arrayLED 13 W DC 24 V | CRI 90
83730W30

Components



	<p>Optik Lichtverteilung: spot,Material Verkleidung: polycarbonat uv-beständige</p>	<p>Code <u>99805</u></p>
	<p>Optik Lichtverteilung: medium flood,Material Verkleidung: ,polycarbonat uv-beständige,polycarbonat uv-beständige,polycarbonat uv-beständige</p>	<p>Code <u>99806</u></p>
	<p>Optik Lichtverteilung: flood,Material Verkleidung: ,polycarbonat uv-beständige,polycarbonat uv-beständige,polycarbonat uv-beständige</p>	<p>Code <u>99807</u></p>
	<p>Diffusor Diffusorart: filtro ellittico. Material:Pom-C, farbe:Schwarz.</p>	<p>Code <u>99775</u></p>
	<p>Blendschutz Blendschutzart: wabenraster. Material:Pom-C, farbe:Schwarz.</p>	<p>Code <u>99776</u></p>
	<p>Blendschutz Blendschutzart: frangiluce a croce. Material:Pom-C, farbe:Schwarz.</p>	<p>Code <u>99777</u></p>
	<p>Blendschutz Blendschutzart: schermo cilindrico. Material:Pom-C, farbe:Schwarz.</p>	<p>Code <u>99774</u></p>
	<p>Blendschutz Blendschutzart: schermo cilindrico 45°. Material:Pom-C, farbe:Schwarz.</p>	<p>Code <u>99773</u></p>