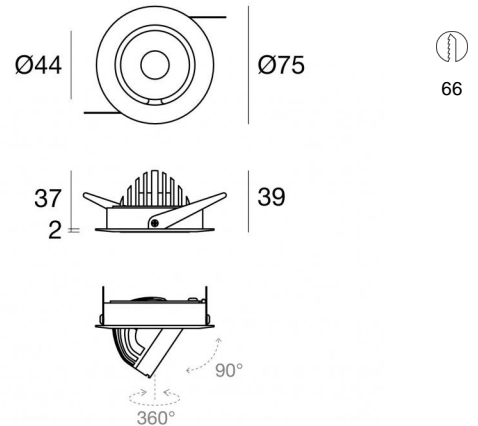




Downlights | 1 x powerLED 4 W DC 350 mA | CRI 90  
**82739N85**





Technische Daten	
Installationsposition	Decke
Installationsumgebung	Indoor
Lichtquelle	LED
Circuit structure	powerLED
Optik	Adjustable Focus
Light emission direction	downward
Lampe Nennleistung	4 W DC
Lichtstrom (Lichtquelle)	449 lm
Eingangsspannungsbereich	350mA
Ähnlichste Farbtemperatur / Tone	4000 K
Farbwiedergabeindex	90 Ra
Gleichstrom/Gleichspannung	CC
Isolierklasse	3
IP	IP20
Glühdrahtprüfung	850°
Direkte Montage auf normal entflammaren Oberflächen	Ja
CE	Ja
Einschließlich Driver	Nein
Leuchte dimmbar	DALI - 1-10V
Schwenkbarkeit	Estraible
Gesamtwinkel (vertikale Ebene)	90 °
Gesamtwinkel (horizontale Ebene)	360 °
Drehbarkeit	Nein
Begehbarkeit	Nein
Überrollbarkeit	Nein
Einschließlich Kabel	Ja
Kabellänge	0.2 m
Harzbeschichtung	Nein
Typ Lichtabstrahlung	Einflammig
Nettogewicht	0.1 Kg
Schutz vor elektrostatischen Entladungen	Nein
Schutz vor Stoßspannungen	Nein


### Oberfläche Gehäuse


Material	Stranggepresstes Aluminium EN AB - 46100
Farbe	Weiß
Bearbeitungstyp	Pulverbeschichtung

### Elektronik

 89145  
 On/Off Driver 198~264V AC / 180~275V DC (1 art.)

 99375  
 On/Off Driver 198~264V AC (2 - 3 art.)

 C-E100010  
 1-10V - 0-10V Controller (1 art.)

 C-E100011  
 Push and Simply Dim - DALI-2 Controller (1 art.)

### Cables Electrification

Cable connector No

Downlights | 1 x powerLED 4 W DC 350 mA | CRI 90 | Maximaler optischer Winkel  
**82739N85**

Single emission recessed downlights for indoor application. The natural white LED light source with a adjustable focus light distribution is composed of 1 powerled LEDs with CCT of 4000 K and a CRI 90; the source luminous flux is 449 lm, with a 112.3 lm/W nominal luminous efficacy.

The device body is made of die-cast aluminium en ab - 46100 and features a white finish, processed by means of powder coating. The ingress protection degree is IP20; the total weight is of 0.1 kg. The power supply driver is not provided and is to be ordered separately.

The total absorbed power is 4 W. The power supply cable is included and features a 0.2 m length.

The device features protection class III and can be ceiling-mounted, with a 66 mm diameter hole (in plasterboard).

Compliant with the EN 60598-1 standard and its specific provisions.

### Energieeffizienzklasse

ieses Produkt enthält eine Lichtquelle der Energieeffizienzklasse F.

### Illuminotechnical Eigenschaften

Light Output Ratio (LOR)	22 %
Lichtstrom (Lichtquelle)	449 lm
Leuchten Lichtstrom	103 lm
Consumption	4 W
Leuchten Lichtausbeute	25 lm/W
Farbtemperatur	4000 K
Standard Deviation of Colour Matching	3 Step MacAdam
Farbwiedergabeindex	90 Ra
Black Body Locus	On
Standardumgebungstemperatur	-20 / +50°C
Typische Temperatur am Glas	40°C

### LED Life / Failure Ratio

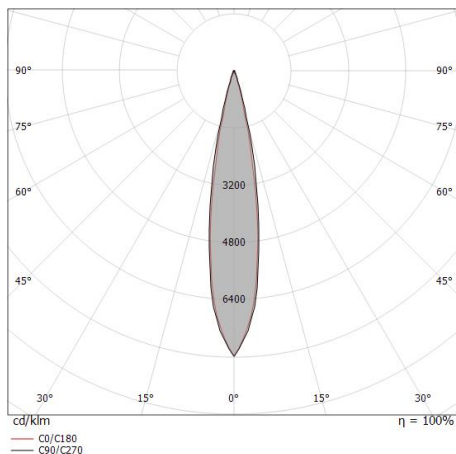
L70 B10 C0 247450h (at Tj 60 Ta 25 )

### UGR

UGR axial	18
UGR transversal	17.9
X=4H   Y=8H	S=0.25H
Reflection factor	70/50/20

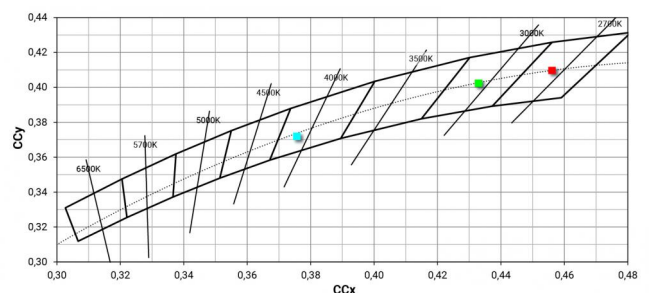
### OPTICAL

Optik C0/C180	18°
Light distribution simmetry	Symmetrical



Distance [m]	Cone diameter [m]	illuminance [lx]
0.5	0.17 0.16	E(0°) 3277 E(C90) 1573 E(C0) 1582
1.0	0.34 0.32	E(0°) 819 E(C90) 393 E(C0) 395
1.5	0.51 0.48	E(0°) 364 E(C90) 175 E(C0) 176
2.0	0.68 0.64	E(0°) 205 E(C90) 98 E(C0) 99
2.5	0.85 0.80	E(0°) 131 E(C90) 63 E(C0) 63
3.0	1.03 0.96	E(0°) 91 E(C90) 44 E(C0) 44

— C0/C180 (Half-peak divergence: 18.2°)  
 — C90/C270 (Half-peak divergence: 19.4°)



Downlights | 1 x powerLED 4 W DC 350 mA | CRI 90 | Minimaler optischer Winkel

**82739N85**

Single emission recessed downlights for indoor application. The natural white LED light source with a adjustable focus light distribution is composed of 1 powerled LEDs with CCT of 4000 K and a CRI 90; the source luminous flux is 449 lm, with a 112.3 lm/W nominal luminous efficacy.

The device body is made of die-cast aluminium en ab - 46100 and features a white finish, processed by means of powder coating. The ingress protection degree is IP20; the total weight is of 0.1 kg. The power supply driver is not provided and is to be ordered separately.

The total absorbed power is 4 W. The power supply cable is included and features a 0.2 m length.

The device features protection class III and can be ceiling-mounted, with a 66 mm diameter hole (in plasterboard).

Compliant with the EN 60598-1 standard and its specific provisions.

### Energieeffizienzklasse

ieses Produkt enthält eine Lichtquelle der Energieeffizienzklasse F.

### Illuminotechnical Eigenschaften

Light Output Ratio (LOR)	18 %
Lichtstrom (Lichtquelle)	449 lm
Leuchten Lichtstrom	81 lm
Consumption	4 W
Leuchten Lichtausbeute	20 lm/W
Farbtemperatur	4000 K
Standard Deviation of Colour Matching	3 Step MacAdam
Farbwiedergabeindex	90 Ra
Black Body Locus	On

Standardumgebungstemperatur	-20 / +50°C
Typische Temperatur am Glas	40°C

### LED Life / Failure Ratio

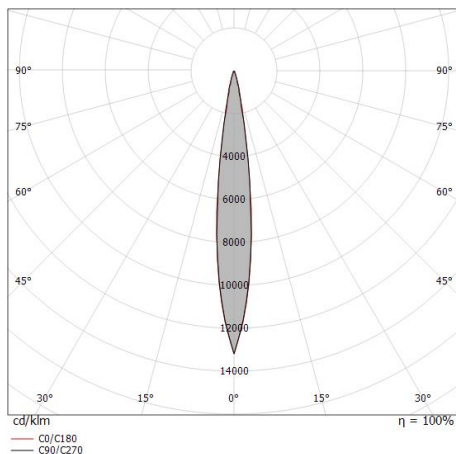
L70 B10 C0 247450h (at Tj 60 Ta 25 )

### UGR

UGR axial	18.4
UGR transversal	17.8
X=4H   Y=8H	S=0.25H
Reflection factor	70/50/20

### OPTICAL

Optik C0/C180	14°
Light distribution simmetry	Symmetrical



Distance [m]	Cone diameter [m]	illuminance [lx]
0.5	0.12 0.12	E(0°) 4259 E(C90) 6.8° 2110 E(C0) 6.9° 2111
1.0	0.24 0.24	E(0°) 1065 E(C90) 6.8° 527 E(C0) 6.9° 528
1.5	0.36 0.36	E(0°) 473 E(C90) 6.8° 234 E(C0) 6.9° 235
2.0	0.48 0.48	E(0°) 266 E(C90) 6.8° 132 E(C0) 6.9° 132
2.5	0.60 0.61	E(0°) 170 E(C90) 6.8° 84 E(C0) 6.9° 84
3.0	0.72 0.73	E(0°) 118 E(C90) 6.8° 59 E(C0) 6.9° 59

— C0/C180 (Half-peak divergence: 13.8°)  
— C90/C270 (Half-peak divergence: 13.6°)

### COLOR VECTOR GRAPHIC

