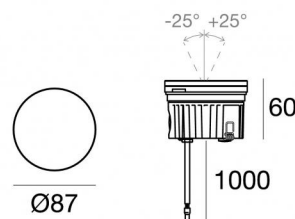


Uplights | 1 arrayLED 9 W DC 24 V | CRI 80
82677M30



Technische Daten	
Typ	Begehbar
Installationsposition	Boden
Installationsumgebung	Outdoor
Lichtquelle	LED
Circuit structure	arrayLED
Optik	Medium Flood
Light emission direction	upward
Lampe Nennleistung	9 W DC
Lichtstrom (Lichtquelle)	1193 lm
Eingangsspannungsbereich	24 V
Ähnlichste Farbtemperatur / Tone	2700 K
Farbwiedergabeindex	80 Ra
Gleichstrom/Gleichspannung	CV
Isolierklasse	3
IP	IP68
Installationsbeschränkung	Nicht für Einsatz unter Wasser
IK	IK10
Glühdrahtprüfung	850°
Direkte Montage auf normal entflammaren Oberflächen	Ja
CE	Ja
Einschließlich Driver	Nein
C.V. - C.C. Converter	24 V Konverter enthalten
Leuchte dimmbar	Nein
Schwenkbarkeit	Nein
Drehbarkeit	Ja
Gesamtwinkel (vertikale Ebene)	50 °
Begehbarkeit	Ja
Überrollbarkeit	Nein
Einschließlich Kabel	Ja
Kabellänge	1 m
Harzbeschichtung	Ja
Typ Lichtabstrahlung	Einflammig
Nettogewicht	0.5 Kg
Schutz vor elektrostatischen Entladungen	Nein
Schutz vor Stoßspannungen	Nein
Technische Merkmale des Produkts	Acquastop

Oberfläche Gehäuse

Material	Stranggepresstes Aluminium EN AB - 46100
Farbe	Schwarz
Bearbeitungstyp	Offenporige Anodisierung + Pulverlackierung

Oberfläche Diffusor

Material	Extra-helles Glas - Gehärtet
Farbe	transparent
Bearbeitungstyp	Siebdruck

Elektronik



89179
On/Off Driver 198-264V AC 24 W (1 - 2 art.)



89359
On/Off Driver 198-264V AC / 180-275V DC 48 W (1 - 5 art.)



99331
On/Off Driver 198-264V AC / 176-275V DC 150 W (1 art.)



99660
DALI - 1-10V Controller 24V DC 216 W (1 art.)



C-E500023
DALI - 1-10V - Push and Simply Dim Controller 8-53V DC 576 W (1 art.)

Cables Electrification

Cable connector	No
-----------------	----

Uplights | 1 arrayLED 9 W DC 24 V | CRI 80
82677M30

Single emission uplights for outdoor application. The super warm white LED light source is composed of 1 arrayed LEDs with CCT of 2700 K and a CRI 80; the source luminous flux is 1193 lm, with a 132.6 lm/W nominal luminous efficacy.

The device body is made of die-cast aluminium en ab - 46100 and features a black finish, processed by means of open pore anodizing + powder coating; the diffuser is made of extra clear glass - tempered with a silk-screening treatment. The ingress protection degree is IP68; the total weight is of 0.5 kg.

The total absorbed power is 9 W. The power supply cable is included and features a 1 m length.

The device features protection class III and can be floor-mounted with an outer casing, code 83039(for concrete or masonry).

Compliant with the EN 60598-1 standard and its specific provisions.

Energieeffizienzklasse

ieses Produkt enthält eine Lichtquelle der Energieeffizienzklasse F.

Illuminotechnical Eigenschaften

Light Output Ratio (LOR)	57 %
Lichtstrom (Lichtquelle)	1193 lm
Leuchten Lichtstrom	690 lm
Consumption	9 W
Leuchten Lichtausbeute	76 lm/W
Farbtemperatur	2700 K
Standard Deviation of Colour Matching	2 Step MacAdam
Farbwiedergabeindex	80 Ra
Black Body Locus	On
Standardumgebungstemperatur	-20 / +50°C
Typische Temperatur am Glas	40°C

LED Life / Failure Ratio

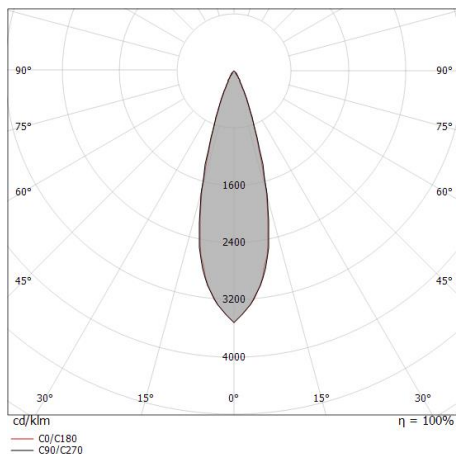
L70 B10 C0 252000h (at Tj 65 Ta 25)

UGR

UGR axial	8.6
UGR transversal	8.5
X=4H Y=8H	S=0.25H
Reflection factor	70/50/20

OPTICAL

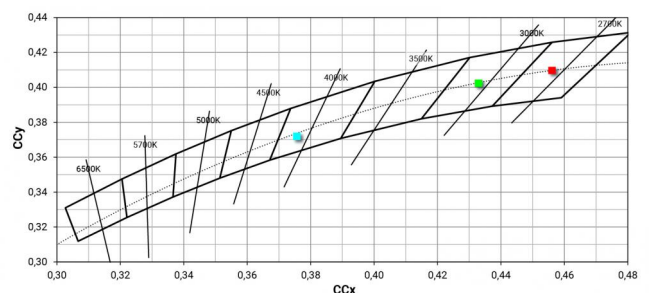

Optik C0/C180	29°
Light distribution simmetry	Symmetrical



Distance [m]	Cone diameter [m]	illuminance [lx]
0.5	0.27 0.26	E(0°) 9704 E(C90) 15.0° 4409 E(C0) 14.7° 4429
1.0	0.54 0.52	E(0°) 2426 E(C90) 15.0° 1102 E(C0) 14.7° 1107
1.5	0.80 0.79	E(0°) 1078 E(C90) 15.0° 490 E(C0) 14.7° 492
2.0	1.07 1.05	E(0°) 607 E(C90) 15.0° 276 E(C0) 14.7° 277
2.5	1.34 1.31	E(0°) 388 E(C90) 15.0° 176 E(C0) 14.7° 177
3.0	1.61 1.57	E(0°) 270 E(C90) 15.0° 122 E(C0) 14.7° 123

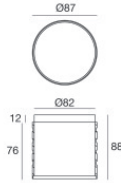

— C0/C180 (Half-peak divergence: 29.4°)
— C90/C270 (Half-peak divergence: 30.0°)

COLOR VECTOR GRAPHIC





Orma_FJ | Uplights | Accessories
82677M30




Einbaugehäuse

installationsposition: boden; typ installation: mauerwerk L=87mm, H=88mm, D=87mm.

Material:Kunststoff ABS, farbe:Schwarz.

Code

99923



Einbaugehäuse

installationsposition: boden; typ installation: mauerwerk L=114mm, H=88mm, D=114mm.

Material:Kunststoff ABS, farbe:Schwarz.

Code

83039