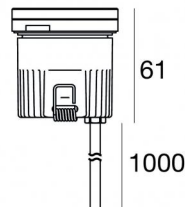
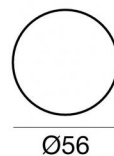


Uplights | 1 x powerLED 1 W DC 350 mA | CRI 80
82667W00



Technische Daten	
Typ	Begehbar
Installationsposition	Boden
Installationsumgebung	Outdoor
Lichtquelle	LED
Circuit structure	powerLED
Optik	Diffuses
Light emission direction	upward
Lampe Nennleistung	1 W DC
Lichtstrom (Lichtquelle)	154 lm
Eingangsspannungsbereich	350mA
Ähnlichste Farbtemperatur / Tone	3000 K
Farbwiedergabeindex	80 Ra
Gleichstrom/Gleichspannung	CC
Isolierklasse	3
IP	IP68
Installationsbeschränkung	Nicht für Einsatz unter Wasser
IK	IK10
Glühdrahtprüfung	850°
Direkte Montage auf normal entflammaren Oberflächen	Ja
CE	Ja
Einschließlich Driver	Nein
Leuchte dimmbar	DALI - 1-10V
Schwenkbarkeit	Nein
Drehbarkeit	Nein
Begehbarkeit	Ja
Überrollbarkeit	2000 Kg
Einschließlich Kabel	Ja
Kabellänge	1 m
Harzbeschichtung	Ja
Typ Lichtabstrahlung	Einflammig
Nettogewicht	0.2 Kg
Schutz vor elektrostatischen Entladungen	Nein
Schutz vor Stoßspannungen	Nein
Technische Merkmale des Produkts	Acquastop - TVS

Oberfläche Gehäuse

Material	Stranggepresstes Aluminium EN AB - 46100
Farbe	Schwarz
Bearbeitungstyp	Offenporige Anodisierung + Pulverlackierung

Oberfläche Diffusor

Material	Gehärtetes Glas
Farbe	Weiß matt
Bearbeitungstyp	Anti-Rutsch-Lackierung

Elektronik



89421
On/Off Driver 198-264V AC / 176-275V DC (3 - 6 art.)



89419
On/Off Driver 198-264V AC / 176-275V DC (1 - 2 art.)



C-E200006
On/Off Driver 198-264V AC / 180-275V DC (6 - 12 art.)

Cables Electrification

Cable connector	No
-----------------	----

Uplights | 1 x powerLED 1 W DC 350 mA | CRI 80 82667W00

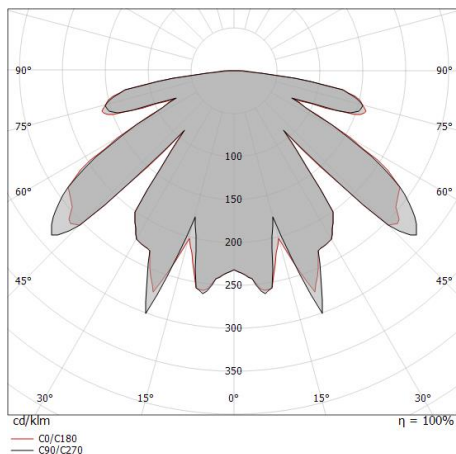
Single emission uplights for outdoor application. The warm white LED light source with a diffused light distribution is composed of 1 powered LEDs with CCT of 3000 K and a CRI 80; the source luminous flux is 154 lm, with a 154.0 lm/W nominal luminous efficacy.

The device body is made of die-cast aluminium en ab - 46100 and features a black finish, processed by means of open pore anodizing + powder coating; the diffuser is made of glass - tempered with a anti-slip painting treatment. The ingress protection degree is IP68; the total weight is of 0.2 kg. The power supply driver is not provided and is to be ordered separately.

The total absorbed power is 1 W. The power supply cable is included and features a 1 m length.

The device features protection class III and can be floor-mounted with an outer casing, code 83038(for concrete or masonry).

Compliant with the EN 60598-1 standard and its specific provisions.



Distance [m]	Cone diameter [m]	illuminance [lx]	E(0°)	E(C90)	E(C0)
0.5	4.10 5.10		7	76.3°	78.9°
1.0	8.20 10.19		2	76.3°	78.9°
1.5	12.31 15.29		1	76.3°	78.9°
2.0	16.41 20.39		0	76.3°	78.9°
2.5	20.51 25.49		0	76.3°	78.9°
3.0	24.61 30.58		0	76.3°	78.9°

Distance [m] Cone diameter [m] illuminance [lx]

— C0/C180 (Half-peak divergence: 157.8°)
— C90/C270 (Half-peak divergence: 152.6°)

Energieeffizienzklasse

ieses Produkt enthält eine Lichtquelle der Energieeffizienzklasse D.

Illuminotechnical Eigenschaften

Light Output Ratio (LOR)	5 %
Lichtstrom (Lichtquelle)	154 lm
Leuchten Lichtstrom	9 lm
Consumption	1,0 W
Leuchten Lichtausbeute	9 lm/W
Farbtemperatur	3000 K
Standard Deviation of Colour Matching	1.5 Step
Farbwiedergabeindex	80 Ra
Standardumgebungstemperatur	-20 / +50°C
Typische Temperatur am Glas	40°C

LED Life / Failure Ratio

L70 B10 C0 361980h (at Tj 60 Ta 25)

UGR

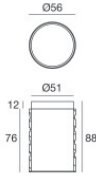
UGR axial	21.1
UGR transversal	20.9
X=4H Y=8H	S=0.25H
Reflection factor	70/50/20

OPTICAL

Optik C90/C270	153°
Optik C0/C180	158°
Light distribution simmetry	Symmetrical 2 assis



Orma_FL | Uplights | Accessories
82667W00



Einbaugehäuse

installationsposition: boden; typ installation: mauerwerk L=56mm, H=88mm, D=56mm.

Material:Kunststoff ABS, farbe:Schwarz.

Code

99922



Einbaugehäuse

installationsposition: boden; typ installation: mauerwerk L=97mm, H=88mm, D=97mm.

Material:Kunststoff ABS, farbe:Schwarz.

Code

83038