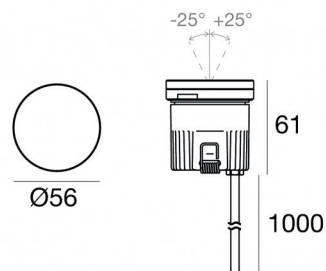


Uplights | 1 x powerLED 4 W DC 350 mA | CRI 80
82663M60



| Technische Daten | |
|---|--------------------------------|
| Typ | Begehbar |
| Installationsposition | Boden |
| Installationsumgebung | Outdoor |
| Lichtquelle | LED |
| Circuit structure | powerLED |
| Optik | Wide Flood |
| Light emission direction | upward |
| Lampe Nennleistung | 4 W DC |
| Lichtstrom (Lichtquelle) | 490 lm |
| Eingangsspannungsbereich | 350mA |
| Ähnlichste Farbtemperatur / Tone | 2700 K |
| Farbwiedergabeindex | 80 Ra |
| Gleichstrom/Gleichspannung | CC |
| Isolierklasse | 3 |
| IP | IP68 |
| Installationsbeschränkung | Nicht für Einsatz unter Wasser |
| IK | IK10 |
| Glühdrahtprüfung | 850° |
| Direkte Montage auf normal entflammaren Oberflächen | Ja |
| CE | Ja |
| Einschließlich Driver | Nein |
| Leuchte dimmbar | DALI - 1-10V |
| Schwenkbarkeit | Nein |
| Drehbarkeit | Ja |
| Gesamtwinkel (vertikale Ebene) | 50 ° |
| Begehbarkeit | Ja |
| Überrollbarkeit | 2000 Kg |
| Einschließlich Kabel | Ja |
| Kabellänge | 1 m |
| Harzbeschichtung | Ja |
| Typ Lichtabstrahlung | Einflammig |
| Nettogewicht | 0.2 Kg |
| Schutz vor elektrostatischen Entladungen | Nein |
| Schutz vor Stoßspannungen | Nein |
| Technische Merkmale des Produkts | Acquastop - TVS |

Oberfläche Gehäuse

| | |
|-----------------|---|
| Material | Stranggepresstes Aluminium EN AB - 46100 |
| Farbe | Schwarz |
| Bearbeitungstyp | Offenporige Anodisierung + Pulverlackierung |

Oberfläche Diffusor

| | |
|-----------------|------------------------------|
| Material | Extra-helles Glas - Gehärtet |
| Farbe | transparent |
| Bearbeitungstyp | Siebdruck |

Elektronik



89421
On/Off Driver 198-264V AC / 176-275V DC (1 art.)



C-E200006
On/Off Driver 198-264V AC / 180-275V DC (1 - 3 art.)

Cables Electrification

| | |
|-----------------|----|
| Cable connector | No |
|-----------------|----|

Uplights | 1 x powerLED 4 W DC 350 mA | CRI 80
82663M60

Single emission uplights for outdoor application. The super warm white LED light source with a wide flood light distribution is composed of 1 powered LEDs with CCT of 2700 K and a CRI 80; the source luminous flux is 490 lm, with a 122.5 lm/W nominal luminous efficacy.

The device body is made of die-cast aluminium en ab - 46100 and features a black finish, processed by means of open pore anodizing + powder coating; the diffuser is made of extra clear glass - tempered with a silk-screening treatment. The ingress protection degree is IP68; the total weight is of 0.2 kg. The power supply driver is not provided and is to be ordered separately.

The total absorbed power is 4 W. The power supply cable is included and features a 1 m length.

The device features protection class III and can be floor-mounted with an outer casing, code 83038(for concrete or masonry).

Compliant with the EN 60598-1 standard and its specific provisions.

Energieeffizienzklasse

ieses Produkt enthält eine Lichtquelle der Energieeffizienzklasse E.

Illuminotechnical Eigenschaften

| | |
|---------------------------------------|----------------|
| Light Output Ratio (LOR) | 57 % |
| Lichtstrom (Lichtquelle) | 490 lm |
| Leuchten Lichtstrom | 283 lm |
| Consumption | 4 W |
| Leuchten Lichtausbeute | 70 lm/W |
| Farbtemperatur | 2700 K |
| Standard Deviation of Colour Matching | 3 Step MacAdam |
| Farbwiedergabeindex | 80 Ra |
| Black Body Locus | On |
| Standardumgebungstemperatur | -20 / +50°C |
| Typische Temperatur am Glas | 40°C |

LED Life / Failure Ratio

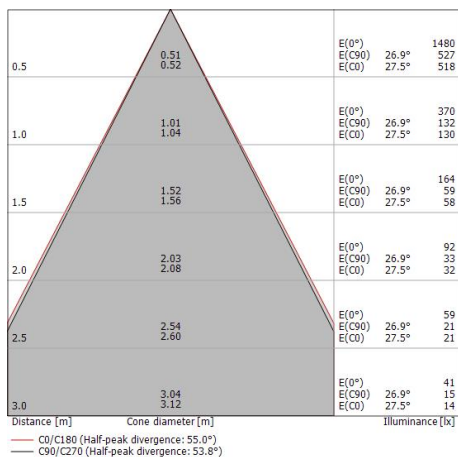
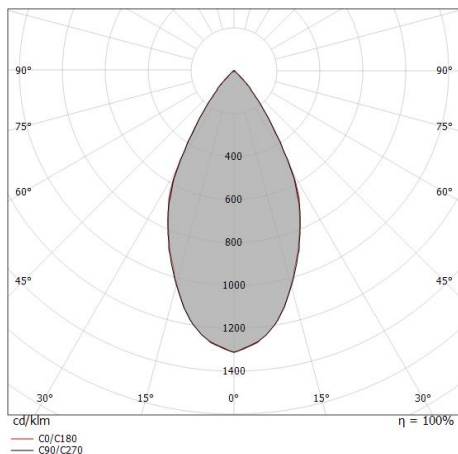
L70 B10 C0 247450h (at Tj 60 Ta 25)

UGR

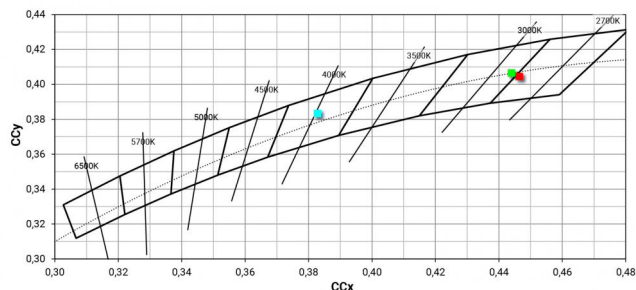
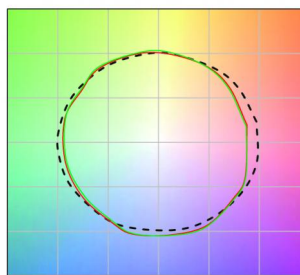
| | |
|-------------------|----------|
| UGR axial | 16.3 |
| UGR transversal | 16.3 |
| X=4H Y=8H | S=0.25H |
| Reflection factor | 70/50/20 |

OPTICAL

| | |
|-----------------------------|-------------|
| Optik C0/C180 | 54° |
| Light distribution simmetry | Symmetrical |



COLOR VECTOR GRAPHIC





Orma_FJ | Uplights | Accessories
82663M60



Einbaugehäuse

installationsposition: boden; typ installation: mauerwerk L=56mm, H=88mm, D=56mm.

Material:Kunststoff ABS, farbe:Schwarz.

Code

99922



Einbaugehäuse

installationsposition: boden; typ installation: mauerwerk L=97mm, H=88mm, D=97mm.

Material:Kunststoff ABS, farbe:Schwarz.

Code

83038