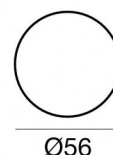
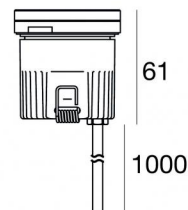




Uplights | 1 x powerLED 4 W DC 350 mA | CRI 80
82659N60



| Technische Daten | |
|---|--------------------------------|
| Typ | Begehbar |
| Installationsposition | Boden |
| Installationsumgebung | Outdoor |
| Lichtquelle | LED |
| Circuit structure | powerLED |
| Optik | Wide Flood |
| Light emission direction | upward |
| Lampe Nennleistung | 4 W DC |
| Lichtstrom (Lichtquelle) | 529 lm |
| Eingangsspannungsbereich | 350mA |
| Ähnlichste Farbtemperatur / Tone | 4000 K |
| Farbwiedergabeindex | 80 Ra |
| Gleichstrom/Gleichspannung | CC |
| Isolierklasse | 3 |
| IP | IP68 |
| Installationsbeschränkung | Nicht für Einsatz unter Wasser |
| IK | IK10 |
| Glühdrahtprüfung | 850° |
| Direkte Montage auf normal entflammaren Oberflächen | Ja |
| CE | Ja |
| Einschließlich Driver | Nein |
| Leuchte dimmbar | DALI - 1-10V |
| Schwenkbarkeit | Nein |
| Drehbarkeit | Nein |
| Begehbarkeit | Ja |
| Überrollbarkeit | 2000 Kg |
| Einschließlich Kabel | Ja |
| Kabellänge | 1 m |
| Harzbeschichtung | Ja |
| Typ Lichtabstrahlung | Einflammig |
| Nettogewicht | 0.2 Kg |
| Schutz vor elektrostatischen Entladungen | Nein |
| Schutz vor Stoßspannungen | Nein |
| Optiktechnologie | Dark light |
| Technische Merkmale des Produkts | Acquastop - TVS |

Oberfläche Gehäuse

| | |
|-----------------|---|
| Material | Stranggepresstes Aluminium EN AB - 46100 |
| Farbe | Schwarz |
| Bearbeitungstyp | Offenporige Anodisierung + Pulverlackierung |

Oberfläche Diffusor

| | |
|-----------------|------------------------------|
| Material | Extra-helles Glas - Gehärtet |
| Farbe | transparent |
| Bearbeitungstyp | Siebdruck |

Elektronik



89421
On/Off Driver 198-264V AC / 176-275V DC (1 art.)



C-E200006
On/Off Driver 198-264V AC / 180-275V DC (1 - 3 art.)

Cables Electrification

| | |
|-----------------|----|
| Cable connector | No |
|-----------------|----|

Uplights | 1 x powerLED 4 W DC 350 mA | CRI 80
82659N60

Single emission uplights for outdoor application. The natural white LED light source with a wide flood light distribution is composed of 1 powered LEDs with CCT of 4000 K and a CRI 80; the source luminous flux is 529 lm, with a 132.3 lm/W nominal luminous efficacy.

The device body is made of die-cast aluminium en ab - 46100 and features a black finish, processed by means of open pore anodizing + powder coating; the diffuser is made of extra clear glass - tempered with a silk-screening treatment. The ingress protection degree is IP68; the total weight is of 0.2 kg. The power supply driver is not provided and is to be ordered separately.

The total absorbed power is 4 W. The power supply cable is included and features a 1 m length.

The device features protection class III and can be floor-mounted with an outer casing, code 83038(for concrete or masonry).

Compliant with the EN 60598-1 standard and its specific provisions.

Energieeffizienzklasse

ieses Produkt enthält eine Lichtquelle der Energieeffizienzklasse E.

Illuminotechnical Eigenschaften

| | |
|---------------------------------------|----------------|
| Light Output Ratio (LOR) | 48 % |
| Lichtstrom (Lichtquelle) | 529 lm |
| Leuchten Lichtstrom | 256 lm |
| Consumption | 4 W |
| Leuchten Lichtausbeute | 64 lm/W |
| Farbtemperatur | 4000 K |
| Standard Deviation of Colour Matching | 3 Step MacAdam |
| Farbwiedergabeindex | 80 Ra |

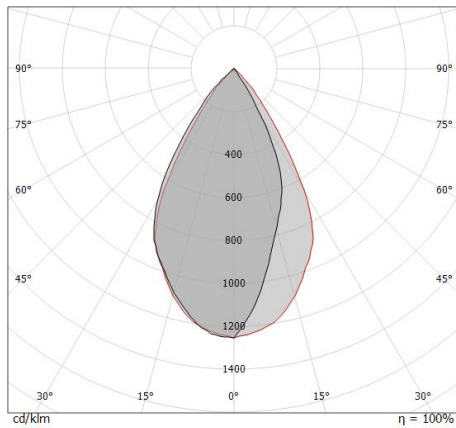
| | |
|-----------------------------|-------------|
| Standardumgebungstemperatur | -20 / +50°C |
| Typische Temperatur am Glas | 40°C |

LED Life / Failure Ratio

L70 B10 C0 247450h (at Tj 60 Ta 25)

OPTICAL

| | |
|-----------------------------|--------------|
| Optik C0/C180 | 61° |
| Light distribution simmetry | Asymmetrical |



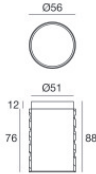
| Distance [m] | Cone diameter [m] | Illuminance [lx] |
|--------------|-------------------|-------------------------|
| 0.5 | 0.59 | E(0°) 1277 E(C0) 412 |
| 1.0 | 1.17 | E(0°) 319 E(C0) 103 |
| 1.5 | 1.76 | E(0°) 142 E(C0) 46 |
| 2.0 | 2.35 | E(0°) 80 E(C0) 26 |
| 2.5 | 2.93 | E(0°) 51 E(C0) 16 |
| 3.0 | 3.52 | E(0°) 35 E(C0) 11 |

Distance [m] Cone diameter [m] Illuminance [lx]

— C0/C180 (Half-peak divergence: 60.8°)



Orma_F | Uplights | Accessories
82659N60



Einbaugehäuse

installationsposition: boden; typ installation: mauerwerk L=56mm, H=88mm, D=56mm.

Material:Kunststoff ABS, farbe:Schwarz.

Code

99922



Einbaugehäuse

installationsposition: boden; typ installation: mauerwerk L=97mm, H=88mm, D=97mm.

Material:Kunststoff ABS, farbe:Schwarz.

Code

83038