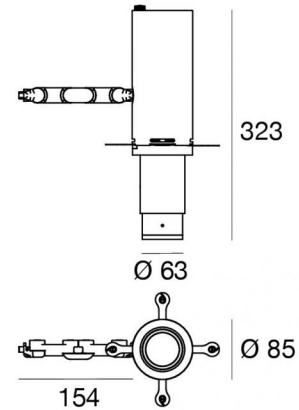
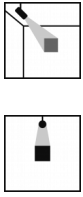


Navata Pound Shaper distance



Scheinwerfer | 1 arrayLED 27 W DC 700 mA | CRI 98
82632W66



Technische Daten	
Typ	Oberfläche
Installationsposition	Wand - Decke - Boden
Installationsumgebung	Indoor
Lichtquelle	LED
Circuit structure	arrayLED
Optik	Shaper Long Distance
Light emission direction	frontal
Lampe Nennleistung	27 W DC
Lichtstrom (Lichtquelle)	2785 lm
Eingangsspannungsbereich	700mA
Ähnlichste Farbtemperatur / Tone	3000 K
Farbwiedergabeindex	98 Ra
Gleichstrom/Gleichspannung	CC
Isolierklasse	3
IP	IP20
Glühdrahtprüfung	850°
Direkte Montage auf normal entflammaren Oberflächen	Ja
CE	Ja
Einschließlich Driver	Nein
Leuchte dimmbar	DALI - 1-10V
Schwenkbarkeit	Orientabile
Gesamtwinkel (vertikale Ebene)	90 °
Gesamtwinkel (horizontale Ebene)	360 °
Drehbarkeit	Nein
Begehbarkeit	Nein
Überrollbarkeit	Nein
Einschließlich Kabel	Nein
Harzbeschichtung	Nein
Typ Lichtabstrahlung	Einflammig
Nettogewicht	1.45 Kg
Schutz vor elektrostatischen Entladungen	Nein
Schutz vor Stoßspannungen	Nein

Oberfläche Gehäuse

Material	Stranggepresstes Aluminium EN AB - 46100
Farbe	Schwarz
Bearbeitungstyp	Pulverbeschichtung

Elektronik




99112
On/Off Driver 198~264V AC (1 art.)




99941
DALI-2 Controller (1 art.)



99943
Multi Power 198~264V AC / 176~264V DC (1 art.)



99951
DALI Multi Power 198~264V AC / 176~275V DC (1 art.)



99953
Multi Power 198~264V AC / 176~264V DC (1 art.)



83172
Bluetooth Controller (1 art.)



C-E100008
Multi Power 198~264V AC / 180~275V DC (1 art.)

Navata Pound Shaper distance



Scheinwerfer | 1 arrayLED 27 W DC 700 mA | CRI 98
82632W66

Single emission projectors for indoor application. The warm white LED light source with a shaper long distance light distribution is composed of 1 arrayed LEDs with CCT of 3000 K and a CRI 98; the source luminous flux is 2785 lm, with a 103.1 lm/W nominal luminous efficacy.

The device body is made of die-cast aluminium en ab - 46100 and features a black finish, processed by means of powder coating. The ingress protection degree is IP20; the total weight is of 1.45 kg. The power supply driver is not provided and is to be ordered separately.

The total absorbed power is 27 W.

The device features protection class III and can be wall lights, ceiling or floor-mounted.

Compliant with the EN 60598-1 standard and its specific provisions.

Energieeffizienzklasse

ieses Produkt enthält eine Lichtquelle der Energieeffizienzklasse F.

Illuminotechnical Eigenschaften

Light Output Ratio (LOR)	11 %
Lichtstrom (Lichtquelle)	2785 lm
Leuchten Lichtstrom	333 lm
Consumption	27 W
Leuchten Lichtausbeute	12 lm/W
Farbtemperatur	3000 K
Standard Deviation of Colour Matching	2 Step MacAdam
Farbwiedergabeindex	98 Ra
Black Body Locus	On
Standardumgebungstemperatur	-20 / +50°C
Typische Temperatur am Glas	45°C

LED Life / Failure Ratio

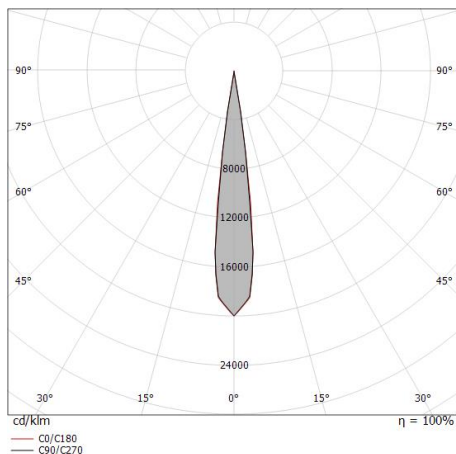
L70 B10 C0 252000h (at Tj 65 Ta 25)

UGR

UGR axial	-5.6
UGR transversal	-5.6
X=4H Y=8H	S=0.25H
Reflection factor	70/50/20

OPTICAL

Optik C0/C180	14°
Light distribution simmetry	Symmetrical



Distance [m]	Cone diameter [m]	illuminance [lx]
0.5	0.12 0.13	E(0°) 26645 E(C90) 13478 E(C0) 13040
1.0	0.25 0.25	E(0°) 6661 E(C90) 3369 E(C0) 3260
1.5	0.37 0.38	E(0°) 2961 E(C90) 1498 E(C0) 1449
2.0	0.50 0.51	E(0°) 1665 E(C90) 842 E(C0) 815
2.5	0.62 0.63	E(0°) 1066 E(C90) 539 E(C0) 522
3.0	0.75 0.76	E(0°) 740 E(C90) 374 E(C0) 362

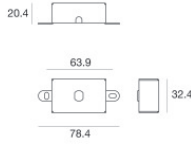

— C0/C180 (Half-peak divergence: 14.4°)
— C90/C270 (Half-peak divergence: 14.2°)

COLOR VECTOR GRAPHIC





Navata Pound Shaper distance | Projectors | Accessories
82632W66



Befestigungsplatte - Basis ohne Netzteil
Material:Eisen, farbe:Schwarz, bearbeitungstyp :Lackierung.

Code
98589



Werkzeug - Gobo-Halter
Material:Aluminium, farbe:Schwarz, bearbeitungstyp :Eloxierung.

Code
99853