



Uplights | 198-264 V | 1 x powerLED 8 W DC - 9 W AC | CRI 80  
82542M06

Single emission uplights for outdoor application. The super warm white LED light source with a ultra spot light distribution is composed of 1 powered LEDs with CCT of 2700 K and a CRI 80; the source luminous flux is 877 lm, with a 109.6 lm/W nominal luminous efficacy.

The device body is made of die-cast aluminium en ab - 46100 and features a black finish, processed by means of open pore anodizing + powder coating; the diffuser is made of extra clear glass - tempered. The ingress protection degree is IP68; the total weight is of 0.78 kg.

The total absorbed power is 9 W. The power supply cable is included and features a 1 m length.

The device features protection class I and can be floor-mounted with an outer casing, code 98122(for concrete or masonry).

Compliant with the EN 60598-1 standard and its specific provisions.

### Energieeffizienzklasse

ieses Produkt enthält eine Lichtquelle der Energieeffizienzklasse E.

### Illuminotechnical Eigenschaften

Light Output Ratio (LOR)	66 %
Lichtstrom (Lichtquelle)	877 lm
Leuchten Lichtstrom	579 lm
Consumption	9 W
Leuchten Lichtausbeute	64 lm/W
Farbtemperatur	2700 K
Standard Deviation of Colour Matching	2 Step MacAdam
Farbwiedergabeindex	80 Ra
Black Body Locus	On
Standardumgebungstemperatur	-20 / +50°C
Typische Temperatur am Glas	40°C

### LED Life / Failure Ratio

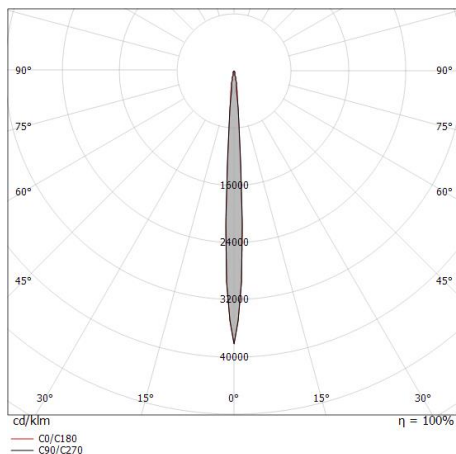
L70 B10 C0 247450h (at Tj 60 Ta 25 )

### UGR

UGR axial	9.9
UGR transversal	10
X=4H   Y=8H	S=0.25H
Reflection factor	70/50/20

### OPTICAL

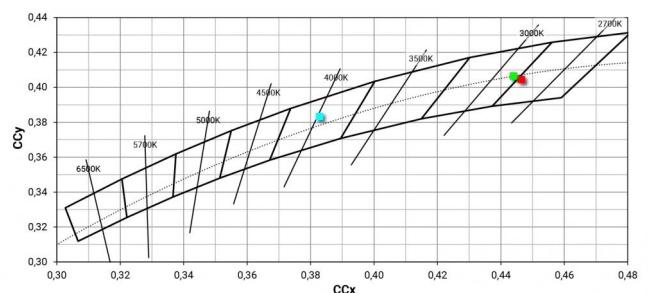
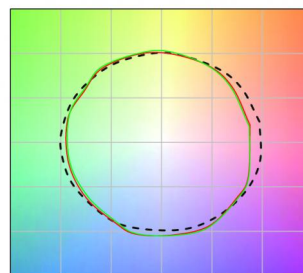
Optik C0/C180	6°
Light distribution simmetry	Symmetrical



Distance [m]	Cone diameter [m]	illuminance [lx]
0.5	0.96 0.96	E(0°) 88427 E(C90) 3.2° 44662 E(C0) 3.3° 45859
1.0	0.11 0.12	E(0°) 22107 E(C90) 3.2° 11166 E(C0) 3.3° 11465
1.5	0.17 0.17	E(0°) 9825 E(C90) 3.2° 4962 E(C0) 3.3° 5095
2.0	0.22 0.23	E(0°) 5527 E(C90) 3.2° 2791 E(C0) 3.3° 2866
2.5	0.28 0.29	E(0°) 3537 E(C90) 3.2° 1786 E(C0) 3.3° 1834
3.0	0.34 0.35	E(0°) 2456 E(C90) 3.2° 1241 E(C0) 3.3° 1274

— C0/C180 (Half-peak divergence: 6.6°)  
— C90/C270 (Half-peak divergence: 6.4°)

### COLOR VECTOR GRAPHIC





Suelo\_RX Pro | Uplights | Accessories  
**82542M06**



## Einbaugehäuse

installationsposition: boden; typ installation: mauerwerk L=110mm, H=220mm, D=110mm.

Material:Kunststoff ABS, farbe:Schwarz.

**Code**

98122