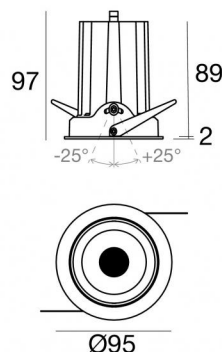




Downlights | 1 arrayLED 18 W DC 500 mA | CRI 90  
82477N60





86


Technische Daten	
Installationsposition	Decke
Installationsumgebung	Indoor
Lichtquelle	LED
Circuit structure	arrayLED
Optik	Wide Flood
Light emission direction	downward
Lampe Nennleistung	18 W DC
Lichtstrom (Lichtquelle)	2930 lm
Eingangsspannungsbereich	500mA
Ähnlichste Farbtemperatur / Tone	4000 K
Farbwiedergabeindex	90 Ra
Gleichstrom/Gleichspannung	CC
Isolierklasse	3
IP	IP40
IP optisches System	IP44
IK	IK05
Glühdrahtprüfung	850°
Direkte Montage auf normal entflammaren Oberflächen	Ja
CE	Ja
Einschließlich Driver	Nein
Leuchte dimmbar	DALI - 1-10V
Schwenkbarkeit	Nein
Drehbarkeit	Ja
Gesamtwinkel (vertikale Ebene)	50 °
Begehbarkeit	Nein
Überrollbarkeit	Nein
Einschließlich Kabel	Ja
Kabellänge	0.15 m
Harzbeschichtung	Nein
Typ Lichtabstrahlung	Einflammig
Nettogewicht	0.370 Kg
Schutz vor elektrostatischen Entladungen	Nein
Schutz vor Stoßspannungen	Nein

Oberfläche Gehäuse	
Material	Stranggepresstes Aluminium EN AB - 46100
Farbe	Weiß
Bearbeitungstyp	Pulverbeschichtung

#### Elektronik

 99115  
1-10V - N/O button Multi Power 198~264V AC / 180~275V DC (1 art.)

 99106  
On/Off Driver 198~264V AC (1 art.)

 C-E100001  
Push and Simply Dim - DALI-2 Multi Power 198~264V AC / 180~275V DC (1 art.)

#### Cables Electrification

Cable connector	FEMALE JST SMP-02V-BC
Cable connector	MALE JST SMR-02V-B



Downlights | 1 arrayLED 18 W DC 500 mA | CRI 90  
**82477N60**

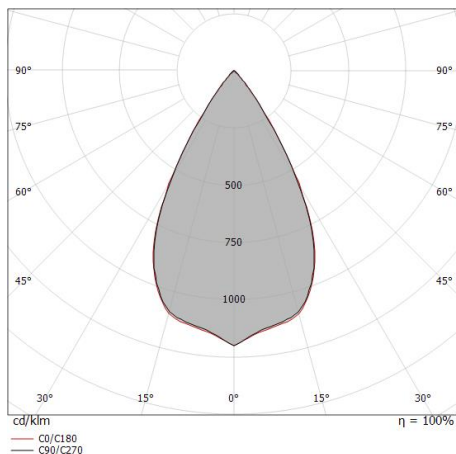
Single emission recessed downlights for indoor application. The natural white LED light source with a wide flood light distribution is composed of 1 arrayed LEDs with CCT of 4000 K and a CRI 90; the source luminous flux is 2930 lm, with a 162.8 lm/W nominal luminous efficacy.

The device body is made of die-cast aluminium en ab - 46100 and features a white finish, processed by means of powder coating. The ingress protection degree is IP40; the total weight is of 0.370 kg. The power supply driver is not provided and is to be ordered separately.

The total absorbed power is 18 W. The power supply cable is included and features a 0.15 m length.

The device features protection class III and can be ceiling-mounted, with a 86 mm diameter hole (in plasterboard).

Compliant with the EN 60598-1 standard and its specific provisions.



Distance [m]	Cone diameter [m]	illuminance [lx]
0.5	0.56 0.56	E(0°) 10903 E(C90) 29.1° 3643 E(C0) 29.3° 3636
1.0	1.11 1.12	E(0°) 2726 E(C90) 29.1° 911 E(C0) 29.3° 909
1.5	1.67 1.68	E(0°) 1211 E(C90) 29.1° 405 E(C0) 29.3° 404
2.0	2.23 2.24	E(0°) 681 E(C90) 29.1° 228 E(C0) 29.3° 227
2.5	2.78 2.81	E(0°) 436 E(C90) 29.1° 146 E(C0) 29.3° 145
3.0	3.34 3.37	E(0°) 303 E(C90) 29.1° 101 E(C0) 29.3° 101

— C0/C180 (Half-peak divergence: 58.6°)  
 — C90/C270 (Half-peak divergence: 58.2°)

### Energieeffizienzklasse

ieses Produkt enthält eine Lichtquelle der Energieeffizienzklasse E.

### Illuminotechnical Eigenschaften

Light Output Ratio (LOR)	77 %
Lichtstrom (Lichtquelle)	2930 lm
Leuchten Lichtstrom	2267 lm
Consumption	18 W
Leuchten Lichtausbeute	125 lm/W
Farbtemperatur	4000 K
Standard Deviation of Colour Matching	2 Step MacAdam
Farbwiedergabeindex	90 Ra
Colour Rendering Index	60 R9
Black Body Locus	On
Standardumgebungstemperatur	-20 / +50°C
Typische Temperatur am Glas	40°C

### LED Life / Failure Ratio

L70 B10 C0 252000h (at Tj 65 Ta 25 )

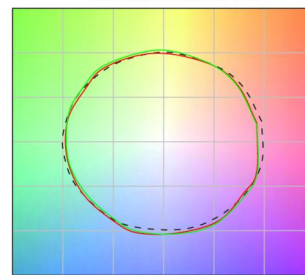
### UGR

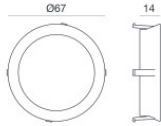
UGR axial	20.7
UGR transversal	20.7
X=4H   Y=8H	S=0.25H
Reflection factor	70/50/20

### OPTICAL

Optik C0/C180	58°
Light distribution simmetry	Symmetrical

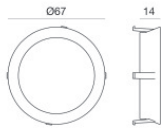
### COLOR VECTOR GRAPHIC





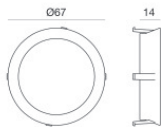
Weißer dekorativer Ring

**Code**  
99901



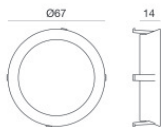
Dekorativer goldfarbener Ring

**Code**  
99902



Kupfer farbiger Zierring

**Code**  
99903



Chrom dekorativer Ring

**Code**  
99904