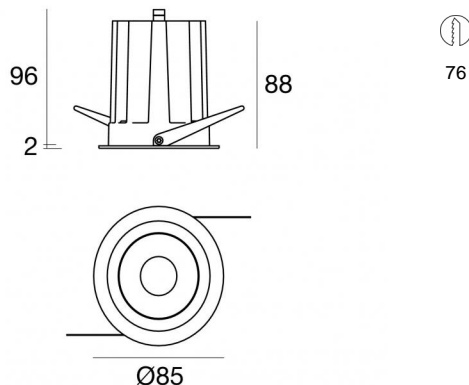


Cob40_R



Downlights | 1 arrayLED 18 W DC 500 mA | CRI 90
82473M15

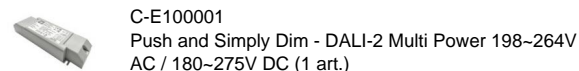

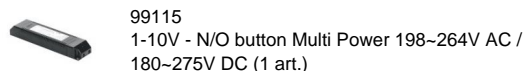


Technische Daten	
Installationsposition	Decke
Installationsumgebung	Indoor
Lichtquelle	LED
Circuit structure	arrayLED
Optik	Spot
Light emission direction	downward
Lampe Nennleistung	18 W DC
Lichtstrom (Lichtquelle)	2692 lm
Eingangsspannungsbereich	500mA
Ähnlichste Farbtemperatur / Tone	2700 K
Farbwiedergabeindex	90 Ra
Gleichstrom/Gleichspannung	CC
Isolierklasse	3
IP	IP40
IP optisches System	IP44
IK	IK05
Glühdrahtprüfung	850°
Direkte Montage auf normal entflammaren Oberflächen	Ja
CE	Ja
Einschließlich Driver	Nein
Leuchte dimmbar	DALI - 1-10V
Schwenkbarkeit	Nein
Drehbarkeit	Nein
Begehbarkeit	Nein
Überrollbarkeit	Nein
Einschließlich Kabel	Ja
Kabellänge	0.15 m
Harzbeschichtung	Nein
Typ Lichtabstrahlung	Einflammig
Nettogewicht	0.375 Kg
Schutz vor elektrostatischen Entladungen	Nein
Schutz vor Stoßspannungen	Nein

Oberfläche Gehäuse

Material	Stranggepresstes Aluminium EN AB - 46100
Farbe	Weiß
Bearbeitungstyp	Pulverbeschichtung

Elektronik



Cables Electrification

Cable connector	MALE JST SMR-02V-B
Cable connector	FEMALE JST SMP-02V-BC



Downlights | 1 arrayLED 18 W DC 500 mA | CRI 90
82473M15

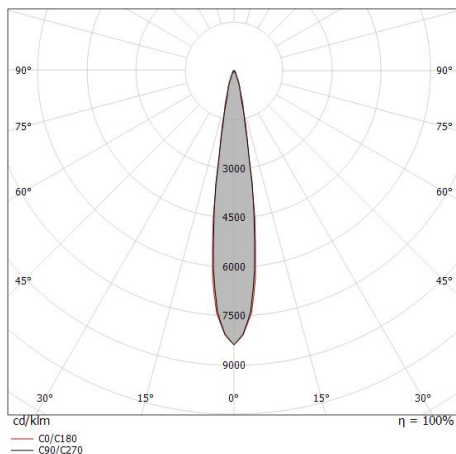
Single emission recessed downlights for indoor application. The super warm white LED light source with a spot light distribution is composed of 1 arrayLEDs with CCT of 2700 K and a CRI 90; the source luminous flux is 2692 lm, with a 149.6 lm/W nominal luminous efficacy.

The device body is made of die-cast aluminium en ab - 46100 and features a white finish, processed by means of powder coating. The ingress protection degree is IP40; the total weight is of 0.375 kg. The power supply driver is not provided and is to be ordered separately.

The total absorbed power is 18 W. The power supply cable is included and features a 0.15 m length.

The device features protection class III and can be ceiling-mounted, with a 76 mm diameter hole (in plasterboard) with an outer casing, code 89374(for concrete or masonry).

Compliant with the EN 60598-1 standard and its specific provisions.



Distance [m]	Cone diameter [m]	illuminance [lx]
0.5	0.16 0.15	E(0°) 71940 E(C90) 8.1° 35132 E(C0) 8.3° 35143
1.0	0.28 0.29	E(0°) 17985 E(C90) 8.1° 8783 E(C0) 8.3° 8786
1.5	0.43 0.44	E(0°) 7993 E(C90) 8.1° 3904 E(C0) 8.3° 3905
2.0	0.57 0.58	E(0°) 4496 E(C90) 8.1° 2196 E(C0) 8.3° 2196
2.5	0.71 0.73	E(0°) 2878 E(C90) 8.1° 1405 E(C0) 8.3° 1406
3.0	0.85 0.88	E(0°) 1998 E(C90) 8.1° 976 E(C0) 8.3° 976

— C0/C180 (Half-peak divergence: 16.6°)
 — C90/C270 (Half-peak divergence: 16.2°)

Energieeffizienzklasse

ieses Produkt enthält eine Lichtquelle der Energieeffizienzklasse E.

Illuminotechnical Eigenschaften

Light Output Ratio (LOR)	79 %
Lichtstrom (Lichtquelle)	2692 lm
Leuchten Lichtstrom	2147 lm
Consumption	18 W
Leuchten Lichtausbeute	119 lm/W
Farbtemperatur	2700 K
Standard Deviation of Colour Matching	2 Step MacAdam
Farbwiedergabeindex	90 Ra
Colour Rendering Index	60 R9
Black Body Locus	On
Standardumgebungstemperatur	-20 / +50°C
Typische Temperatur am Glas	40°C

LED Life / Failure Ratio

L70 B10 C0 252000h (at Tj 65 Ta 25)

UGR

UGR axial	15.6
UGR transversal	15.7
X=4H Y=8H	S=0.25H
Reflection factor	70/50/20

OPTICAL

Optik C0/C180	16°
Light distribution simmetry	Symmetrical

COLOR VECTOR GRAPHIC






Einbaugehäuse

installationsposition: decke; typ installation: mauerwerk L=200mm, H=113mm, D=137mm.
Material:Polypropylen, farbe:Weiß.

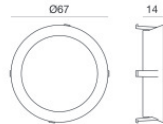
Code
89373



Einbaugehäuse

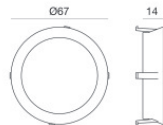
installationsposition: decke; typ installation: mauerwerk L=370mm, H=120mm, D=200mm.
Material:Polypropylen, farbe:Weiß.

Code
89374



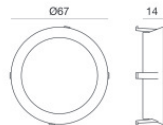
Weißer dekorativer Ring

Code
99901



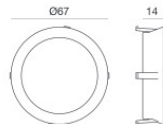
Dekorativer goldfarbener Ring

Code
99902



Kupfer farbiger Zierring

Code
99903



Chrom dekorativer Ring

Code
99904