

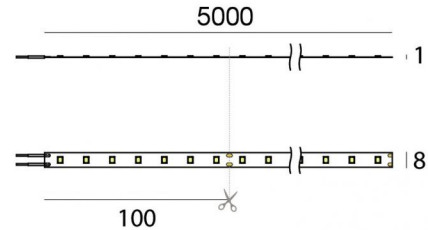


LED Strip | 350 topLED 24 W DC 24 V | 4.8 W/m  
622 Lm/m | CRI >90

82176



Technische Daten	
Länge	5000 mm
Minimaler Schnitt	100 mm
Typ	LED Strip
Installationsposition	Wand - Decke
Installationsumgebung	Indoor
Lichtquelle	LED
Circuit structure	topLED
Optik	Diffuses
Light emission direction	downward
Lampe Nennleistung	24 W DC
Lampenleistung / m	4.8 W / m
Lichtstrom (Lichtquelle)	3110 lm
Lichtstrom (Lichtquelle) / m	622 lm / m
Ähnlichste Farbtemperatur / Tone	4000 K
Farbwiedergabeindex	>90 Ra
Gleichstrom/Gleichspannung	CV
Isolierklasse	3
IP	IP20
Glühdrahtprüfung	650°
Direkte Montage auf normal entflammaren Oberflächen	Ja
CE	Ja
Einschließlich Driver	Nein
Leuchte dimmbar	DALI - 1-10V
Schwenkbarkeit	Nein
Drehbarkeit	Nein
Begehbarkeit	Nein
Überrollbarkeit	Nein
Einschließlich Kabel	Ja
Kabellänge	2x 0.3 m
Harzbeschichtung	Nein
Typ Lichtabstrahlung	Einflammig
Länge	5000 mm
Nettogewicht	0.09 Kg
Schutz vor elektrostatischen Entladungen	Nein
Schutz vor Stoßspannungen	Nein



## Oberfläche Gehäuse

Farbe Weiß

## Elektronik

	99331 On/Off Driver 198~264V AC / 176~275V DC 150 W (1 art.)
	99332 1-10V Controller (1 - 6 art.)
	99374 On/Off Driver 198~264V AC / 176~275V DC 75 W (1 - 3 art.)
	83333 Push and Simply Dim - DALI-2 Controller (1 - 6 art.)
	C-E400002 Push and Simply Dim - DALI-2 Controller (1 - 10 art.)

## Cables Electrification

Max. Kabellänge 300 mm



LED Strip | 350 topLED 24 W DC 24 V | 4.8 W/m | 622 Lm/m | CRI >90  
82176

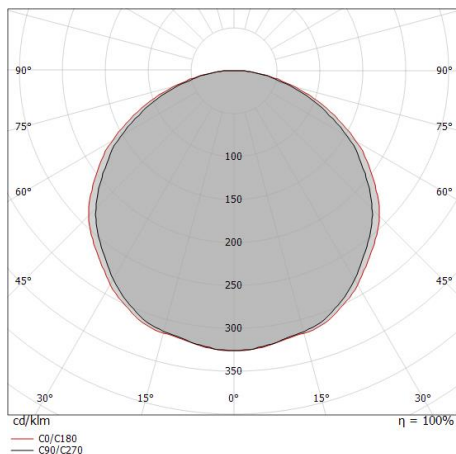
Single emission led strip for indoor application. The natural white LED light source with a diffused light distribution is composed of 350 topLED LEDs with CCT of 4000 K and a CRI >90; the source luminous flux is 3110 lm, with a 129.6 lm/W nominal luminous efficacy.

The device body and features a white finish. The ingress protection degree is IP20; the total weight is of 0.09 kg. The power supply driver is not provided and is to be ordered separately.

The total absorbed power is 24 W. The power supply cable is included and features a 2x 0.3 m length.

The device features protection class III and can be wall lights or ceiling-mounted.

Compliant with the EN 60598-1 standard and its specific provisions.



Distance [m]	Cone diameter [m]	illuminance [lx]
0.5	1.61 1.75	E(0°) 4059 E(C90) 300 E(C0) 250
1.0	3.21 3.49	E(0°) 1015 E(C90) 75 E(C0) 62
1.5	4.82 5.24	E(0°) 451 E(C90) 33 E(C0) 28
2.0	6.43 6.98	E(0°) 254 E(C90) 19 E(C0) 16
2.5	8.03 8.73	E(0°) 162 E(C90) 12 E(C0) 10
3.0	9.64 10.48	E(0°) 113 E(C90) 8 E(C0) 7

— C0/C180 (Half-peak divergence: 120.4°)  
— C90/C270 (Half-peak divergence: 116.2°)

## Energieeffizienzklasse



ieses Produkt enthält eine Lichtquelle der Energieeffizienzklasse E.

## Illuminotechnical Eigenschaften

Light Output Ratio (LOR)	100 %
Lichtstrom (Lichtquelle)	3110 lm
Leuchten Lichtstrom	3110 lm
Consumption	24 W
Leuchten Lichtausbeute	129 lm/W
Farbtemperatur	4000 K
Standard Deviation of Colour Matching	3 Step MacAdam
Standardumgebungstemperatur	-20 / +45°C

## UGR

UGR axial	27.1
UGR transversal	27.6
X=4H   Y=8H	S=0.25H
Reflection factor	70/50/20

## OPTICAL


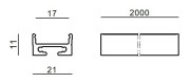
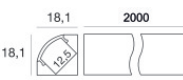



Optik C90/C270	116°
Optik C0/C180	120°
Light distribution simmetry	Symmetrical 2 assis

# Ribbon Plus



LED Strip | 350 topLED 24 W DC 24 V | 4.8 W/m | 622 Lm/m | CRI >90  
82176

## Components

		LUNO_20/27 - Profili   Modular	<b>Code</b> <u>C-K100017</u>
		LUNO_20/27	<b>Code</b> <u>C-K100018</u>
		Rive_17/16 - Profili   Modular	<b>Code</b> <u>C-K100015</u>
		Rive_17/16 - Profili   Modular	<b>Code</b> <u>C-K100016</u>
		Cela_18/18 - Profili   Modular	<b>Code</b> <u>C-K100019</u>
		Cela_18/18 - Profili   Modular	<b>Code</b> <u>C-K100020</u>
		Tabulo_35/14 - Profili   Modular	<b>Code</b> <u>C-K100025</u>
		Fylo+ Recessed_2	<b>Code</b> <u>65006 - 65007</u>

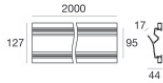
# Ribbon Plus



LED Strip | 350 topLED 24 W DC 24 V | 4.8 W/m | 622 Lm/m | CRI >90

82176

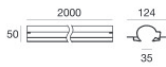

## Components



Fylo+ Recessed\_1

**Code**

65027 - 65028



Fylo+ Recessed\_4

**Code**

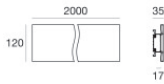
65009 - 65010



Fylo+ Surface\_1

**Code**

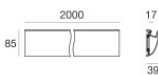
65015 - 65016



Fylo+ Surface\_2

**Code**

65018 - 65019



Fylo+ Surface\_3

**Code**

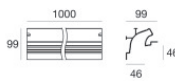
65021 - 65022



Fylo+ Surface\_4

**Code**

65024 - 65025



Fylo+ Recessed\_5

**Code**

65013 - 65012



Fylo+ Recessed\_3

**Code**

65004 - 65003



LED Strip | 350 topLED 24 W DC 24 V | 4.8 W/m | 622 Lm/m | CRI >90

**82176**

## Components

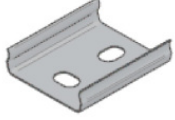
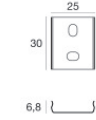

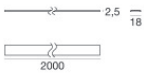














Fylo+ Direct\_1

















**Code**

65180 - 65181



 <p><b>5x</b></p>	 <p>25 30 6,8</p>	<p>Federn für den Einbau - 5 Stück</p>	<p><b>Code</b> 98420</p>
	 <p>2,5 18 2000</p>	<p>Diffusor Diffusorart: opalen diffusor. Material:PC, farbe:Opal.</p>	<p><b>Finish</b> Opaline <b>Code</b> 98395</p>
	 <p>15 2000</p>	<p>Diffusor</p>	<p><b>Code</b> 98941</p>
	 <p>15 2000</p>	<p>Diffusor</p>	<p><b>Code</b> 98942</p>
	 <p>18 2000</p>	<p>Diffusor - Opalen Diffusor</p>	<p><b>Code</b> 98943</p>
	 <p>24 2000</p>	<p>Diffusor</p>	<p><b>Code</b> 98898</p>
	 <p>24 2000</p>	<p>Diffusor</p>	<p><b>Code</b> 98899</p>
	 <p>24 2000</p>	<p>Diffusor</p>	<p><b>Code</b> 98900</p>



		Diffusor		<b>Code</b> 98917
		Diffusor		<b>Code</b> 98925
		Diffusor Material:PC, farbe:Schwarz.	<b>Finish</b> Black	<b>Code</b> 83132
		Diffusor Material:PC, farbe:Opal.	<b>Finish</b> Opaline	<b>Code</b> C-K200001
		Diffusor Material:PC, farbe:Schwarz.	<b>Finish</b> Black	<b>Code</b> C-K200002
		Diffusor Material:PC, farbe:Opal.	<b>Finish</b> Opaline	<b>Code</b> C-K200003
		Diffusor Material:PC, farbe:Schwarz.	<b>Finish</b> Black	<b>Code</b> C-K200004
		Diffusor Material:PC, farbe:Opal.	<b>Finish</b> Opaline	<b>Code</b> C-K200005



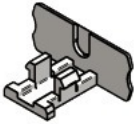
Diffusor  
Material:PC, farbe:Opal.

**Finish**  
Opaline **Code**  
C-K200007



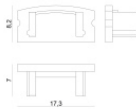
Diffusor  
Material:PC, farbe:Schwarz.

**Finish**  
Black **Code**  
C-K200009



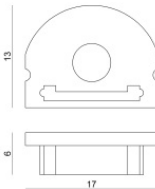
Endkappe

**Code**  
98418



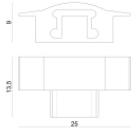
Endkappe - Verschlusskappe  
Material:PC, farbe:Weiß.

**Code**  
98892



Endkappe

**Code**  
98928



Endkappe

**Code**  
98896



Endkappe

**Code**  
98902



Endkappe  
Material:Aluminium, farbe:poliert.

**Code**  
98907





		<p>Endkappe Material:PC, farbe:Weiß.</p>	<p><b>Code</b> <u>98922</u></p>
		<p>Endkappe Material:PC, farbe:Weiß.</p>	<p><b>Code</b> <u>98918</u></p>
		<p>Endkappe Material:PC, farbe:Schwarz.</p>	<p><b>Code</b> <u>83133</u></p>
		<p>Endkappe Material:Kunststoff, farbe:Grau.</p>	<p><b>Code</b> <u>C-V400023</u></p>
		<p>Endkappe Material:Kunststoff, farbe:Grau.</p>	<p><b>Code</b> <u>C-V400019</u></p>
		<p>Endkappe Material:Kunststoff ABS, farbe:Schwarz.</p>	<p><b>Code</b> <u>C-V400020</u></p>
		<p>Endkappe Material:Kunststoff, farbe:Grau.</p>	<p><b>Code</b> <u>C-V400021</u></p>
		<p>Endkappe Material:Kunststoff ABS, farbe:Schwarz.</p>	<p><b>Code</b> <u>C-V400022</u></p>



		<p>Endkappe Material:Kunststoff, farbe:Grau.</p>	<p><b>Code</b> <u>C-V400025</u></p>
		<p>Endkappe Material:Kunststoff, farbe:Grau.</p>	<p><b>Code</b> <u>C-V400027</u></p>
		<p>Endkappe Material:Kunststoff, farbe:Grau.</p>	<p><b>Code</b> <u>C-V400029</u></p>
		<p>Endkappe Material:Kunststoff, farbe:Grau.</p>	<p><b>Code</b> <u>C-V400031</u></p>
		<p>Endkappe Material:Kunststoff, farbe:Grau.</p>	<p><b>Code</b> <u>C-V400033</u></p>
		<p>Endkappe Material:Kunststoff, farbe:Grau.</p>	<p><b>Code</b> <u>C-V400035</u></p>
		<p>Endkappe Material:Kunststoff ABS, farbe:Schwarz.</p>	<p><b>Code</b> <u>C-V400036</u></p>
		<p>Endkappe Material:Kunststoff ABS, farbe:Schwarz.</p>	<p><b>Code</b> <u>C-V400038</u></p>



		<p>Endkappe Material:Kunststoff, farbe:Grau.</p>	<p><b>Code</b> C-V400037</p>
		<p>Endkappe Material:Kunststoff, farbe:Grau.</p>	<p><b>Code</b> C-V400041</p>
		<p>Klammer - Montagehalterung L=19mm, H=8mm, D=9mm. Material:Eisen, farbe:Zink, bearbeitungstyp :Waschen.</p>	<p><b>Code</b> 98944</p>
		<p>Klammer L=9mm, H=8.8mm, D=21.8mm. Material:Eisen, farbe:poliert, bearbeitungstyp :Waschen.</p>	<p><b>Code</b> 98931</p>
		<p>Klammer L=22mm, H=21.5mm, D=16.4mm. Material:PC, farbe:transparent.</p>	<p><b>Finish</b> Transp.</p> <p><b>Code</b> 98904</p>
		<p>Klammer L=12mm, H=15mm, D=30mm. Material:PC, farbe:Weiß.</p>	<p><b>Finish</b> White</p> <p><b>Code</b> 98901</p>
		<p>Profil Material:Aluminium 6060, farbe:Eloxiertes Aluminium, bearbeitungstyp :Anodisierung 20 µm.</p>	<p><b>Code</b> 98921</p>
		<p>Stecker - Schneller Anschluss für Ribbon Basic V2 8mm, Ribbon HD 8mm (nicht Ribbon COB) Länge 21,6 mm.</p>	<p><b>Code</b> 83396</p>



Stecker - Schneller Anschluss für Ribbon Basic V2 8mm, Ribbon HD 8mm (nicht Ribbon COB)

Länge 15,4 mm.

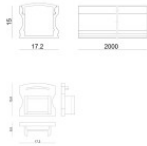
**Code**  
83397



Optik

Lichtverteilung: medium flood, Material Verkleidung: pc

**Code**  
C-U100001



Tüte / Befestigungsset

**Code**  
C-K100027



Tüte / Befestigungsset

**Code**  
C-K100028



Tüte / Befestigungsset

**Code**  
C-K100029