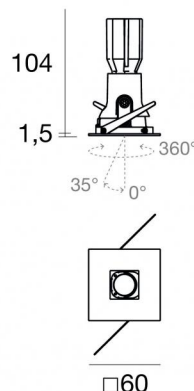




Downlights | 1 x powerLED 4 W DC 350 mA | CRI 90
81271W30



56

Technische Daten	
Installationsposition	Decke
Installationsumgebung	Indoor
Lichtquelle	LED
Circuit structure	powerLED
Optik	Flood
Light emission direction	downward
Lampe Nennleistung	4 W DC
Lichtstrom (Lichtquelle)	416 lm
Eingangsspannungsbereich	350mA
Ähnlichste Farbtemperatur / Tone	3000 K
Farbwiedergabeindex	90 Ra
Gleichstrom/Gleichspannung	CC
Isolierklasse	3
IP	IP44
IP optisches System	IP65
Glühdrahtprüfung	850°
Direkte Montage auf normal entflammaren Oberflächen	Ja
CE	Ja
Einschließlich Driver	Nein
Leuchte dimmbar	DALI - 1-10V
Schwenkbarkeit	Nein
Drehbarkeit	Ja
Gesamtwinkel (horizontale Ebene)	360 °
Gesamtwinkel (vertikale Ebene)	35 °
Begehbarkeit	Nein
Überrollbarkeit	Nein
Einschließlich Kabel	Ja
Kabellänge	0.170 m
Harzbeschichtung	Nein
Typ Lichtabstrahlung	Einflammig
Nettogewicht	0.128 Kg
Schutz vor elektrostatischen Entladungen	Nein
Schutz vor Stoßspannungen	Nein
Optiktechnologie	F.O.L.
Technische Merkmale des Produkts	TVS

Oberfläche Gehäuse

Material	Stranggepresstes Aluminium EN AB - 46100
Farbe	Schwarz
Bearbeitungstyp	Pulverbeschichtung

Oberfläche Diffusor

Material	Polycarbonat UV-beständige
Farbe	transparent


Oberfläche flansch


Material	Stranggepresstes Aluminium EN AB - 46100
Farbe	Schwarz
Bearbeitungstyp	Pulverbeschichtung


Oberfläche strahler

Material	Stranggepresstes Aluminium EN AB - 46100
Bearbeitungstyp	Trommelung

Elektronik

 89145
On/Off Driver 198~264V AC / 180~275V DC (1 art.)

 99375
On/Off Driver 198~264V AC (1 - 3 art.)

 C-E100010
1-10V - 0-10V Controller (1 art.)

 C-E100011
Push and Simply Dim - DALI-2 Controller (1 art.)

Cables Electrification

Cable connector No

Downlights | 1 x powerLED 4 W DC 350 mA | CRI 90 81271W30

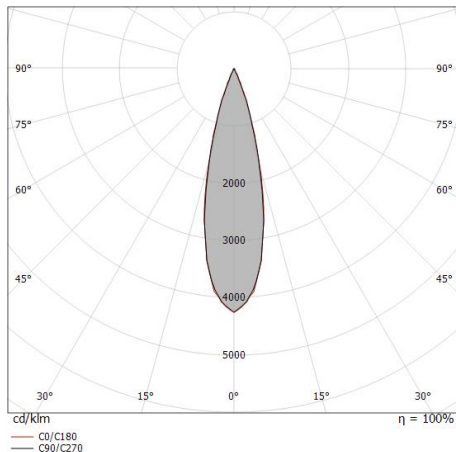
Single emission recessed downlights for indoor application. The warm white LED light source with a flood light distribution is composed of 1 powered LEDs with CCT of 3000 K and a CRI 90; the source luminous flux is 416 lm, with a 104.0 lm/W nominal luminous efficacy.

The device body is made of die-cast aluminium en ab - 46100 and features a black finish, processed by means of powder coating; the diffuser is made of uv resistant polycarbonate. The ingress protection degree is IP44; the total weight is of 0.128 kg. The power supply driver is not provided and is to be ordered separately.

The total absorbed power is 4 W. The power supply cable is included and features a 0.170 m length.

The device features protection class III and can be ceiling-mounted, with a 56 mm diameter hole (in plasterboard) with an outer casing, code 89374(for concrete or masonry).

Compliant with the EN 60598-1 standard and its specific provisions.



Distance [m]	Cone diameter [m]	illuminance [lx]
0.5	0.23 0.24	E(0°) 2625 E(C90) 1224 E(C0) 1224
1.0	0.47 0.47	E(0°) 656 E(C90) 306 E(C0) 306
1.5	0.70 0.71	E(0°) 292 E(C90) 136 E(C0) 136
2.0	0.93 0.95	E(0°) 164 E(C90) 77 E(C0) 76
2.5	1.16 1.18	E(0°) 105 E(C90) 49 E(C0) 49
3.0	1.40 1.42	E(0°) 73 E(C90) 34 E(C0) 34

— C0/C180 (Half-peak divergence: 26.6°)
— C90/C270 (Half-peak divergence: 26.2°)

Energieeffizienzklasse

ieses Produkt enthält eine Lichtquelle der Energieeffizienzklasse F.

Illuminotechnical Eigenschaften

Light Output Ratio (LOR)	37 %
Lichtstrom (Lichtquelle)	416 lm
Leuchten Lichtstrom	155 lm
Consumption	4 W
Leuchten Lichtausbeute	38 lm/W
Farbtemperatur	3000 K
Standard Deviation of Colour Matching	3 Step MacAdam
Farbwiedergabeindex	90 Ra
Black Body Locus	On

Standardumgebungstemperatur	-20 / +50°C
Typische Temperatur am Glas	40°C

LED Life / Failure Ratio

L70 B10 C0 247450h (at Tj 60 Ta 25)

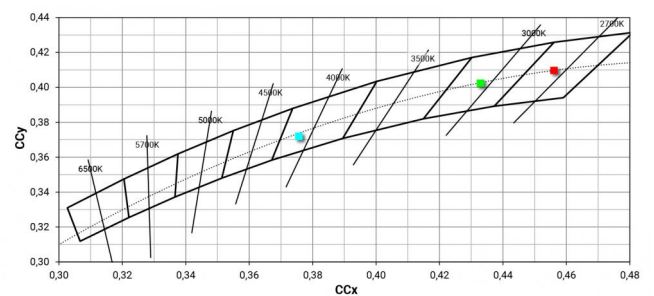
UGR

UGR axial	14.5
UGR transversal	13.6
X=4H Y=8H	S=0.25H
Reflection factor	70/50/20

OPTICAL

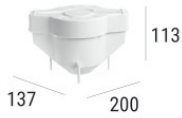
Optik C0/C180	26°
Light distribution simmetry	Symmetrical

COLOR VECTOR GRAPHIC





Vos_QJ | Downlights | Accessories
81271W30




Einbaugehäuse

installationsposition: decke; typ installation: mauerwerk L=200mm, H=113mm, D=137mm.

Material:Polypropylen, farbe:Weiß.

Code

89373



Einbaugehäuse

installationsposition: decke; typ installation: mauerwerk L=370mm, H=120mm, D=200mm.

Material:Polypropylen, farbe:Weiß.

Code

89374