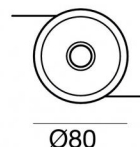
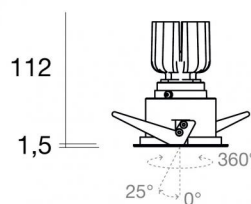




Downlights | 1 x powerLED 8 W DC 700 mA | CRI 92  
81258M15



Technische Daten	
Installationsposition	Decke
Installationsumgebung	Indoor
Lichtquelle	LED
Circuit structure	powerLED
Optik	Spot
Light emission direction	downward
Lampe Nennleistung	8 W DC
Lichtstrom (Lichtquelle)	689 lm
Eingangsspannungsbereich	700mA
Ähnlichste Farbtemperatur / Tone	2700 K
Farbwiedergabeindex	92 Ra
Gleichstrom/Gleichspannung	CC
Isolierklasse	3
IP	IP44
IP optisches System	IP65
Glühdrahtprüfung	850°
Direkte Montage auf normal entflammaren Oberflächen	Ja
CE	Ja
Einschließlich Driver	Nein
Leuchte dimmbar	DALI - 1-10V
Schwenkbarkeit	Nein
Drehbarkeit	Ja
Gesamtwinkel (horizontale Ebene)	360 °
Gesamtwinkel (vertikale Ebene)	25 °
Begehbarkeit	Nein
Überrollbarkeit	Nein
Einschließlich Kabel	Ja
Kabellänge	0.17 m
Harzbeschichtung	Nein
Typ Lichtabstrahlung	Einflammig
Nettogewicht	0.32 Kg
Schutz vor elektrostatischen Entladungen	Nein
Schutz vor Stoßspannungen	Nein
Optiktechnologie	F.O.L.
Technische Merkmale des Produkts	TVS

### Oberfläche Gehäuse

Material	Aluminium 6026
Farbe	Weiß
Bearbeitungstyp	Pulverbeschichtung

### Oberfläche Diffusor

Material	Polycarbonat UV-beständige
Farbe	transparent

### Oberfläche strahler

Material	Stranggepresstes Aluminium EN AB - 46100
Farbe	Aluminium
Bearbeitungstyp	Polieren

### Elektronik



99147  
On/Off Driver 198~264V AC (1 - 3 art.)



99735  
Multi Power 198~264V AC / 180~275V DC (1 art.)



99733  
1-10V Multi Power 198~264V AC / 180~275V DC (1 art.)



C-E100012  
Push and Simply Dim - DALI-2 Controller (1 art.)



C-E100016  
Push and Simply Dim - DALI-2 Controller (1 - 3 art.)

### Cables Electrification

Cable connector	No
-----------------	----

Downlights | 1 x powerLED 8 W DC 700 mA | CRI 92  
**81258M15**

Single emission recessed downlights for indoor application. The super warm white LED light source with a spot light distribution is composed of 1 powerLED LEDs with CCT of 2700 K and a CRI 92; the source luminous flux is 689 lm, with a 86.1 lm/W nominal luminous efficacy.

The device body is made of aluminium 6026 and features a white finish, processed by means of powder coating; the diffuser is made of uv resistant polycarbonate. The ingress protection degree is IP44; the total weight is of 0.32 kg. The power supply driver is not provided and is to be ordered separately.

The total absorbed power is 8 W. The power supply cable is included and features a 0.17 m length.

The device features protection class III and can be ceiling-mounted, with a 70 mm diameter hole (in plasterboard).

Compliant with the EN 60598-1 standard and its specific provisions.

### Energieeffizienzklasse

ieses Produkt enthält eine Lichtquelle der Energieeffizienzklasse F.

### Illuminotechnical Eigenschaften

Light Output Ratio (LOR)	73 %
Lichtstrom (Lichtquelle)	689 lm
Leuchten Lichtstrom	508 lm
Consumption	8 W
Leuchten Lichtausbeute	63 lm/W
Farbtemperatur	2700 K
Standard Deviation of Colour Matching	3 Step MacAdam
Farbwiedergabeindex	92 Ra
Black Body Locus	On
Standardumgebungstemperatur	-20 / +50°C
Typische Temperatur am Glas	40°C

### LED Life / Failure Ratio

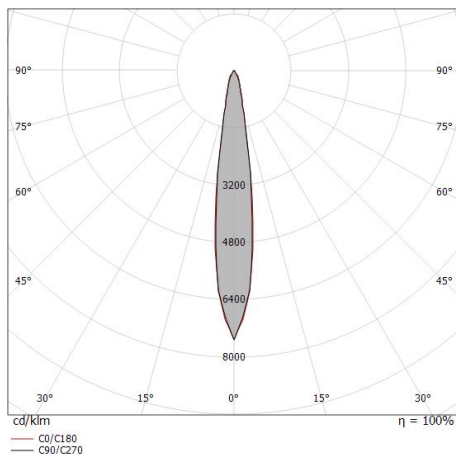
L70 B10 C0 247450h (at Tj 60 Ta 25 )

### UGR

UGR axial	14.3
UGR transversal	14.3
X=4H   Y=8H	S=0.25H
Reflection factor	70/50/20

### OPTICAL

Optik C0/C180	15°
Light distribution simmetry	Symmetrical



Distance [m]	Cone diameter [m]	illuminance [lx]
0.5	0.13 0.14	E(0°) 15306 E(C90) 7.6° 7563 E(C0) 7.7° 7485
1.0	0.27 0.27	E(0°) 3827 E(C90) 7.6° 1891 E(C0) 7.7° 1871
1.5	0.40 0.41	E(0°) 1701 E(C90) 7.6° 940 E(C0) 7.7° 832
2.0	0.53 0.54	E(0°) 957 E(C90) 7.6° 473 E(C0) 7.7° 468
2.5	0.67 0.68	E(0°) 612 E(C90) 7.6° 303 E(C0) 7.7° 299
3.0	0.80 0.81	E(0°) 425 E(C90) 7.6° 210 E(C0) 7.7° 208

— C0/C180 (Half-peak divergence: 15.4°)  
 — C90/C270 (Half-peak divergence: 15.2°)

