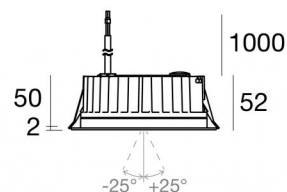




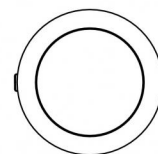
Downlights | 1 + 1 + 1 arrayLED 39 W DC 24 V

CRI 80

81246N60



127



Ø138

Technische Daten	
Installationsposition	Decke
Installationsumgebung	Outdoor
Lichtquelle	LED
Circuit structure	arrayLED
Optik	Wide Flood + Wide Flood + Wide Flood
Light emission direction	downward + downward + downward
Lampe Nennleistung	39 W DC
Lichtstrom (Lichtquelle)	6030 lm
Eingangsspannungsbereich	24 V
Ähnlichste Farbtemperatur / Tone	4000 K
Farbwiedergabeindex	80 Ra
Gleichstrom/Gleichspannung	CV
Isolierklasse	3
IP	IP67
IK	IK10
Glühdrahtprüfung	850°
Direkte Montage auf normal entflammaren Oberflächen	Ja
CE	Ja
Einschließlich Driver	Nein
C.V. - C.C. Converter	24 V Konverter enthalten
Leuchte dimmbar	DALI - 1-10V
Schwenkbarkeit	Nein
Drehbarkeit	Ja
Gesamtwinkel (vertikale Ebene)	50 °
Begehbarkeit	Nein
Überrollbarkeit	Nein
Einschließlich Kabel	Ja
Kabellänge	1 m
Harzbeschichtung	Ja
Typ Lichtabstrahlung	Einflammig
Nettogewicht	0.9 Kg
Schutz vor elektrostatischen Entladungen	Nein
Schutz vor Stoßspannungen	Nein
Technische Merkmale des Produkts	Acquastop

Oberfläche Gehäuse

Material	Stranggepresstes Aluminium EN AB - 46100
Farbe	Schwarz
Bearbeitungstyp	Offenporige Anodisierung + Pulverlackierung

Oberfläche Diffusor

Material	Extra-helles Glas - Gehärtet
Farbe	transparent
Bearbeitungstyp	Siebdruck

Oberfläche flansch

Material	Stahl AISI 316L
Farbe	Stahl
Bearbeitungstyp	Bürsten

Elektronik



89488
On/Off Driver 190-250V AC / 180-275V DC 15 W (1 art.)



89179
On/Off Driver 198-264V AC 24 W (1 art.)



89359
On/Off Driver 198-264V AC / 180-275V DC 48 W (1 art.)



99331
On/Off Driver 198-264V AC / 176-275V DC 150 W (1-3 art.)



99660
DALI - 1-10V Controller 24V DC 216 W (- art.)



C-E500023
DALI - 1-10V - Push and Simply Dim Controller 8-53V DC 576 W (- art.)

Cables Electrification

Cable connector	No
-----------------	----

Downlights | 1 + 1 + 1 arrayLED 39 W DC 24 V | CRI 80 81246N60

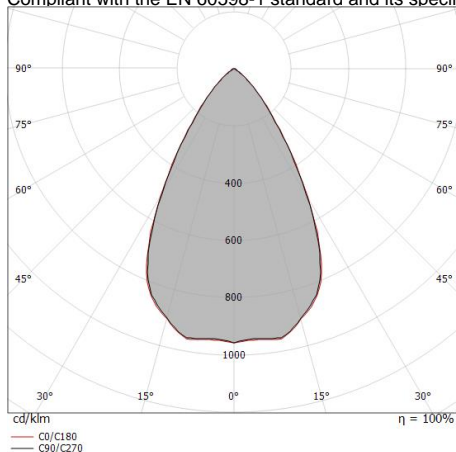
Single emission recessed downlights for outdoor application. The natural white LED light source with a wide flood light distribution is composed of 1 arrayed LEDs with CCT of 4000 K and a CRI 80; the source luminous flux is 2010 lm, with a 154.6 lm/W nominal luminous efficacy. The natural white LED light source with a wide flood light distribution is composed of 1 arrayed LEDs with CCT of 4000 K and a CRI 80; the source luminous flux is 2010 lm, with a 154.6 lm/W nominal luminous efficacy. The natural white LED light source with a wide flood light distribution is composed of 1 arrayed LEDs with CCT of 4000 K and a CRI 80; the source luminous flux is 2010 lm, with a 154.6 lm/W nominal luminous efficacy.

The device body is made of die-cast aluminium en ab - 46100 and features a black finish, processed by means of open pore anodizing + powder coating; the diffuser is made of extra clear glass - tempered with a silk-screening treatment. The ingress protection degree is IP67; the total weight is of 0.9 kg.

The total absorbed power is 39 W. The power supply cable is included and features a 1 m length.

The device features protection class III and can be ceiling-mounted, with a 127 mm diameter hole (in plasterboard) with an outer casing, code 99749(for concrete or masonry).

Compliant with the EN 60598-1 standard and its specific provisions.



Distance [m]	Cone diameter [m]	illuminance [lx]
0.5	0.59 0.60	E(0°) 5330 E(C90) 30.6° 1701 E(C0) 30.8° 1695
1.0	1.18 1.19	E(0°) 1332 E(C90) 30.6° 425 E(C0) 30.8° 424
1.5	1.77 1.79	E(0°) 592 E(C90) 30.6° 189 E(C0) 30.8° 188
2.0	2.37 2.38	E(0°) 333 E(C90) 30.6° 106 E(C0) 30.8° 106
2.5	2.96 2.98	E(0°) 213 E(C90) 30.6° 68 E(C0) 30.8° 68
3.0	3.55 3.58	E(0°) 148 E(C90) 30.6° 47 E(C0) 30.8° 47

— C0/C180 (Half-peak divergence: 61.6°)
— C90/C270 (Half-peak divergence: 61.2°)

Energieeffizienzklasse

Dieses Produkt enthält 3 Lichtquellen der Energieeffizienzklasse D.

Illuminotechnical Eigenschaften

Light Output Ratio (LOR)	23 %
Lichtstrom (Lichtquelle)	6030 lm
Leuchten Lichtstrom	1393 lm
Consumption	13 W
Leuchten Lichtausbeute	107 lm/W
Farbtemperatur	4000 K
Standard Deviation of Colour Matching	2 Step MacAdam
Farbwiedergabeindex	80 Ra
Standardumgebungstemperatur	-20 / +50°C
Typische Temperatur am Glas	40°C

LED Life / Failure Ratio

L70 B10 C0 296960h (at Tj 65 Ta 25)

UGR

UGR axial	20
UGR transversal	19.9
X=4H Y=8H	S=0.25H
Reflection factor	70/50/20

OPTICAL

Optik C0/C180	61°
Light distribution simmetry	Symmetrical



Orma_CJ | Downlights | Accessories
81246N60



Einbaugehäuse - (zu ergänzen mit Universalgrill 99750)
installationsposition: decke; typ installation: mauerwerk L=290mm, H=125mm, D=190mm

Code
99749



Zubehör für Außengehäuse - Universalgitter für Außengehäuse 99749

Code
99750