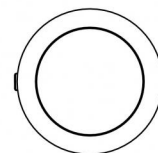
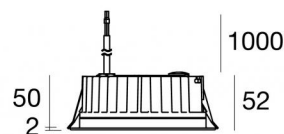




Downlights | 1  
+ 1 arrayLED 26 W DC 24 V | CRI 80

81238W30



Ø138

Technische Daten	
Installationsposition	Decke
Installationsumgebung	Outdoor
Lichtquelle	LED
Circuit structure	arrayLED
Optik	Medium Flood + Medium Flood
Light emission direction	downward + downward
Lampe Nennleistung	26 W DC
Lichtstrom (Lichtquelle)	3918 lm
Eingangsspannungsbereich	24 V
Ähnlichste Farbtemperatur / Tone	3000 K
Farbwiedergabeindex	80 Ra
Gleichstrom/Gleichspannung	CV
Isolierklasse	3
IP	IP67
IK	IK10
Glühdrahtprüfung	850°
Direkte Montage auf normal entflammaren Oberflächen	Ja
CE	Ja
Einschließlich Driver	Nein
C.V. - C.C. Converter	24 V Konverter enthalten
Leuchte dimmbar	DALI - 1-10V
Schwenkbarkeit	Nein
Drehbarkeit	Nein
Begehbarkeit	Nein
Überrollbarkeit	Nein
Einschließlich Kabel	Ja
Kabellänge	1 m
Harzbeschichtung	Ja
Typ Lichtabstrahlung	Einflammig
Nettogewicht	0.9 Kg
Schutz vor elektrostatischen Entladungen	Nein
Schutz vor Stoßspannungen	Nein
Technische Merkmale des Produkts	Acquastop

#### Oberfläche Gehäuse

Material	Stranggepresstes Aluminium EN AB - 46100
Farbe	Schwarz
Bearbeitungstyp	Offenporige Anodisierung + Pulverlackierung

#### Oberfläche Diffusor

Material	Extra-helles Glas - Gehärtet
Farbe	transparent
Bearbeitungstyp	Siebdruck

#### Oberfläche flansch

Material	Stahl AISI 316L
Farbe	Stahl
Bearbeitungstyp	Bürsten

#### Elektronik



89488  
On/Off Driver 190-250V AC / 180-275V DC 15 W (1 art.)



89179  
On/Off Driver 198-264V AC 24 W (1 art.)



89359  
On/Off Driver 198-264V AC / 180-275V DC 48 W (1 art.)



99331  
On/Off Driver 198-264V AC / 176-275V DC 150 W (1 - 5 art.)



99660  
DALI - 1-10V Controller 24V DC 216 W (- art.)



C-E500023  
DALI - 1-10V - Push and Simply Dim Controller 8-53V DC 576 W (- art.)

#### Cables Electrification

Cable connector No



## Downlights | 1 + 1 arrayLED 26 W DC 24 V | CRI 80 81238W30

Single emission recessed downlights for outdoor application. The warm white LED light source with a medium flood light distribution is composed of 1 arrayed LEDs with CCT of 3000 K and a CRI 80; the source luminous flux is 1959 lm, with a 150.7 lm/W nominal luminous efficacy

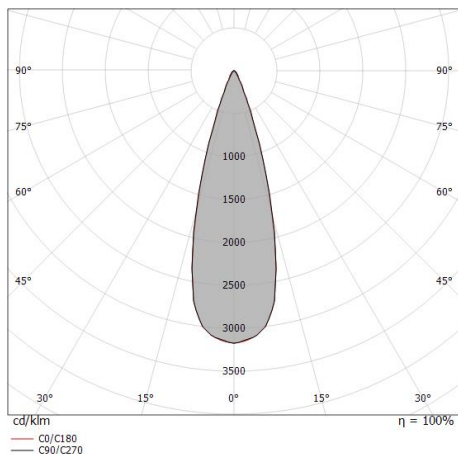
The warm white LED light source with a medium flood light distribution is composed of 1 arrayed LEDs with CCT of 3000 K and a CRI 80; the source luminous flux is 1959 lm, with a 150.7 lm/W nominal luminous efficacy.

The device body is made of die-cast aluminium en ab - 46100 and features a black finish, processed by means of open pore anodizing + powder coating; the diffuser is made of extra clear glass - tempered with a silk-screening treatment. The ingress protection degree is IP67; the total weight is of 0.9 kg.

The total absorbed power is 26 W. The power supply cable is included and features a 1 m length.

The device features protection class III and can be ceiling-mounted, with a 127 mm diameter hole (in plasterboard) with an outer casing, code 99749(for concrete or masonry).

Compliant with the EN 60598-1 standard and its specific provisions.



Distance [m]	Cone diameter [m]	illuminance [lx]
0.5	0.28 0.27	E(0°) 17531 E(C90) 15.5° 7899 E(C0) 15.3° 7956
1.0	0.55 0.55	E(0°) 4283 E(C90) 15.5° 1975 E(C0) 15.3° 1989
1.5	0.83 0.82	E(0°) 1948 E(C90) 15.5° 878 E(C0) 15.3° 884
2.0	1.11 1.08	E(0°) 1096 E(C90) 15.5° 494 E(C0) 15.3° 497
2.5	1.39 1.37	E(0°) 701 E(C90) 15.5° 316 E(C0) 15.3° 318
3.0	1.66 1.64	E(0°) 487 E(C90) 15.5° 219 E(C0) 15.3° 221

Distance [m] Cone diameter [m] illuminance [lx]

— C0/C180 (Half-peak divergence: 30.6°)  
— C90/C270 (Half-peak divergence: 31.0°)

### Energieeffizienzklasse

Dieses Produkt enthält 2 Lichtquellen der Energieeffizienzklasse E.

### Illuminotechnical Eigenschaften

Light Output Ratio (LOR)	35 %
Lichtstrom (Lichtquelle)	3918 lm
Leuchten Lichtstrom	1380 lm
Consumption	13 W
Leuchten Lichtausbeute	106 lm/W
Farbtemperatur	3000 K
Standard Deviation of Colour Matching	2 Step MacAdam
Farbwiedergabeindex	80 Ra
Standardumgebungstemperatur	-20 / +50°C
Typische Temperatur am Glas	40°C

### LED Life / Failure Ratio

L70 B10 C0 296960h (at Tj 65 Ta 25 )

### UGR

UGR axial	15
UGR transversal	15.1
X=4H   Y=8H	S=0.25H
Reflection factor	70/50/20

### OPTICAL

Optik C0/C180	31°
Light distribution simmetry	Symmetrical



Orma\_C | Downlights | Accessories  
**81238W30**



Einbaugehäuse - (zu ergänzen mit Universalgrill 99750)  
installationsposition: decke; typ installation: mauerwerk L=290mm, H=125mm, D=190mm

**Code**  
99749



Zubehör für Außengehäuse - Universalgitter für Außengehäuse 99749

**Code**  
99750