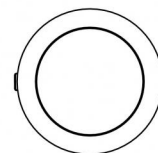
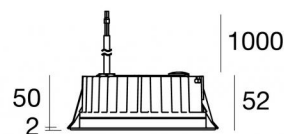




Downlights | 1  
+ 1 arrayLED 26 W DC 24 V | CRI 80

81238M15



Ø138

Technische Daten	
Installationsposition	Decke
Installationsumgebung	Outdoor
Lichtquelle	LED
Circuit structure	arrayLED
Optik	Spot + Spot
Light emission direction	downward + downward
Lampe Nennleistung	26 W DC
Lichtstrom (Lichtquelle)	3752 lm
Eingangsspannungsbereich	24 V
Ähnlichste Farbtemperatur / Tone	2700 K
Farbwiedergabeindex	80 Ra
Gleichstrom/Gleichspannung	CV
Isolierklasse	3
IP	IP67
IK	IK10
Glühdrahtprüfung	850°
Direkte Montage auf normal entflammaren Oberflächen	Ja
CE	Ja
Einschließlich Driver	Nein
C.V. - C.C. Converter	24 V Konverter enthalten
Leuchte dimmbar	DALI - 1-10V
Schwenkbarkeit	Nein
Drehbarkeit	Nein
Begehbarkeit	Nein
Überrollbarkeit	Nein
Einschließlich Kabel	Ja
Kabellänge	1 m
Harzbeschichtung	Ja
Typ Lichtabstrahlung	Einflammig
Nettogewicht	0.9 Kg
Schutz vor elektrostatischen Entladungen	Nein
Schutz vor Stoßspannungen	Nein
Technische Merkmale des Produkts	Acquastop

#### Oberfläche Gehäuse

Material	Stranggepresstes Aluminium EN AB - 46100
Farbe	Schwarz
Bearbeitungstyp	Offenporige Anodisierung + Pulverlackierung

#### Oberfläche Diffusor

Material	Extra-helles Glas - Gehärtet
Farbe	transparent
Bearbeitungstyp	Siebdruck

#### Oberfläche flansch

Material	Stahl AISI 316L
Farbe	Stahl
Bearbeitungstyp	Bürsten

#### Elektronik



89488  
On/Off Driver 190-250V AC / 180-275V DC 15 W (1 art.)



89179  
On/Off Driver 198-264V AC 24 W (1 art.)



89359  
On/Off Driver 198-264V AC / 180-275V DC 48 W (1 art.)



99331  
On/Off Driver 198-264V AC / 176-275V DC 150 W (1 - 5 art.)



99660  
DALI - 1-10V Controller 24V DC 216 W (- art.)



C-E500023  
DALI - 1-10V - Push and Simply Dim Controller 8-53V DC 576 W (- art.)

#### Cables Electrification

Cable connector No



## Downlights | 1 + 1 arrayLED 26 W DC 24 V | CRI 80 81238M15

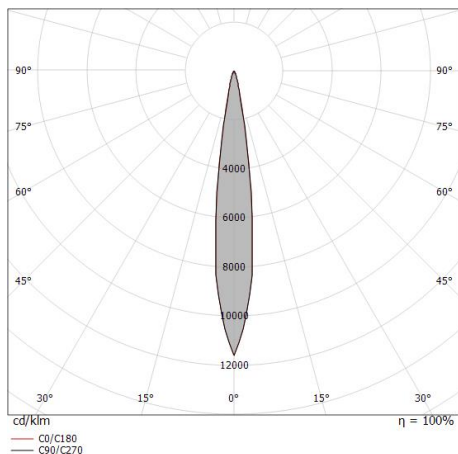
Single emission recessed downlights for outdoor application. The super warm white LED light source with a spot light distribution is composed of 1 arrayed LEDs with CCT of 2700 K and a CRI 80; the source luminous flux is 1876 lm, with a 144.3 lm/W nominal luminous efficacy. The super warm white LED light source with a spot light distribution is composed of 1 arrayed LEDs with CCT of 2700 K and a CRI 80; the source luminous flux is 1876 lm, with a 144.3 lm/W nominal luminous efficacy.

The device body is made of die-cast aluminium en ab - 46100 and features a black finish, processed by means of open pore anodizing + powder coating; the diffuser is made of extra clear glass - tempered with a silk-screening treatment. The ingress protection degree is IP67; the total weight is of 0.9 kg.

The total absorbed power is 26 W. The power supply cable is included and features a 1 m length.

The device features protection class III and can be ceiling-mounted, with a 127 mm diameter hole (in plasterboard) with an outer casing, code 99749(for concrete or masonry).

Compliant with the EN 60598-1 standard and its specific provisions.



Distance [m]	Cone diameter [m]	illuminance [lx]
0.5	0.13 0.12	E(0°) 67493 E(C90) 7.2° 33409 E(C0) 7.1° 33523
1.0	0.25 0.25	E(0°) 16873 E(C90) 7.2° 8352 E(C0) 7.1° 8381
1.5	0.38 0.37	E(0°) 7499 E(C90) 7.2° 3712 E(C0) 7.1° 3725
2.0	0.51 0.50	E(0°) 4218 E(C90) 7.2° 2088 E(C0) 7.1° 2095
2.5	0.63 0.62	E(0°) 2700 E(C90) 7.2° 1336 E(C0) 7.1° 1341
3.0	0.76 0.75	E(0°) 1875 E(C90) 7.2° 928 E(C0) 7.1° 931

Distance [m] Cone diameter [m] illuminance [lx]

— C0/C180 (Half-peak divergence: 14.2°)  
— C90/C270 (Half-peak divergence: 14.4°)

### Energieeffizienzklasse

Dieses Produkt enthält 2 Lichtquellen der Energieeffizienzklasse E.

### Illuminotechnical Eigenschaften

Light Output Ratio (LOR)	38 %
Lichtstrom (Lichtquelle)	3752 lm
Leuchten Lichtstrom	1455 lm
Consumption	13 W
Leuchten Lichtausbeute	111 lm/W
Farbtemperatur	2700 K
Standard Deviation of Colour Matching	2 Step MacAdam
Farbwiedergabeindex	80 Ra
Standardumgebungstemperatur	-20 / +50°C
Typische Temperatur am Glas	40°C

### LED Life / Failure Ratio

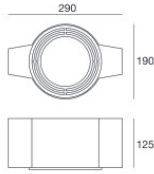
L70 B10 C0 296960h (at Tj 65 Ta 25)

### UGR

UGR axial	12.9
UGR transversal	13
X=4H   Y=8H	S=0.25H
Reflection factor	70/50/20

### OPTICAL

Optik C0/C180	14°
Light distribution simmetry	Symmetrical



Einbaugehäuse - (zu ergänzen mit Universalgrill 99750)  
installationsposition: decke; typ installation: mauerwerk L=290mm, H=125mm, D=190mm

**Code**  
99749



Zubehör für Außengehäuse - Universalgitter für Außengehäuse 99749

**Code**  
99750