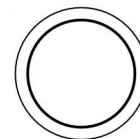
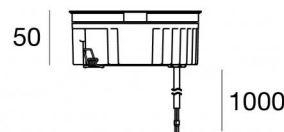




Uplights | 1 arrayLED 12 W DC 350 mA | CRI 80
81195W30



Ø125

Technische Daten	
Typ	Begehbar
Installationsposition	Boden
Installationsumgebung	Outdoor
Lichtquelle	LED
Circuit structure	arrayLED
Optik	Medium Flood
Light emission direction	upward
Lampe Nennleistung	12 W DC
Lichtstrom (Lichtquelle)	1724 lm
Eingangsspannungsbereich	350mA
Ähnlichste Farbtemperatur / Tone	3000 K
Farbwiedergabeindex	80 Ra
Gleichstrom/Gleichspannung	CC
Isolierklasse	3
IP	IP68
Installationsbeschränkung	Nicht für Einsatz unter Wasser
IK	IK10
Glühdrahtprüfung	850°
Direkte Montage auf normal entflammaren Oberflächen	Ja
CE	Ja
Einschließlich Driver	Nein
Leuchte dimmbar	DALI - 1-10V
Schwenkbarkeit	Nein
Drehbarkeit	Nein
Begehbarkeit	Ja
Überrollbarkeit	Nein
Einschließlich Kabel	Ja
Kabellänge	1 m
Harzbeschichtung	Ja
Typ Lichtabstrahlung	Einflammig
Nettogewicht	0.9 Kg
Schutz vor elektrostatischen Entladungen	Nein
Schutz vor Stoßspannungen	Nein
Optiktechnologie	Dark light
Technische Merkmale des Produkts	Acquastop

Oberfläche Gehäuse

Material	Stranggepresstes Aluminium EN AB - 46100
Farbe	Schwarz
Bearbeitungstyp	Offenporige Anodisierung + Pulverlackierung

Oberfläche Diffusor

Material	Extra-helles Glas - Gehärtet
Farbe	transparent
Bearbeitungstyp	Siebdruck

Oberfläche flansch

Material	Stahl AISI 316L
Farbe	Stahl
Bearbeitungstyp	Bürsten

Elektronik



C-E200006
On/Off Driver 198-264V AC / 180-275V DC (1 art.)

Cables Electrification

Cable connector	No
-----------------	----

Uplights | 1 arrayLED 12 W DC 350 mA | CRI 80 81195W30

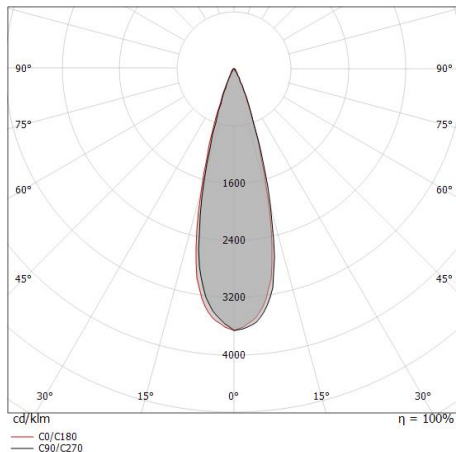
Single emission uplights for outdoor application. The warm white LED light source is composed of 1 arrayed LEDs with CCT of 3000 K and a CRI 80; the source luminous flux is 1724 lm, with a 143.7 lm/W nominal luminous efficacy.

The device body is made of die-cast aluminium en ab - 46100 and features a black finish, processed by means of open pore anodizing + powder coating; the diffuser is made of extra clear glass - tempered with a silk-screening treatment. The ingress protection degree is IP68; the total weight is of 0.9 kg. The power supply driver is not provided and is to be ordered separately.

The total absorbed power is 12 W. The power supply cable is included and features a 1 m length.

The device features protection class III and can be floor-mounted with an outer casing, code 99857(for concrete or masonry).

Compliant with the EN 60598-1 standard and its specific provisions.



Distance [m]	Cone diameter [m]	E(0°) E(C0)	14.8°	16024 7280
0.5	0.26	E(0°) E(C0)	14.8°	4006 1820
1.0	0.53	E(0°) E(C0)	14.8°	1780 809
1.5	0.79	E(0°) E(C0)	14.8°	1002 455
2.0	1.06	E(0°) E(C0)	14.8°	641 291
2.5	1.32	E(0°) E(C0)	14.8°	445 202
3.0	1.59	E(0°) E(C0)	14.8°	

Distance [m] Cone diameter [m] Illuminance [lx]

— C0/C180 (Half-peak divergence: 29.6°)

Energieeffizienzklasse

ieses Produkt enthält eine Lichtquelle der Energieeffizienzklasse E.

Illuminotechnical Eigenschaften

Light Output Ratio (LOR)	63 %
Lichtstrom (Lichtquelle)	1724 lm
Leuchten Lichtstrom	1095 lm
Consumption	12 W
Leuchten Lichtausbeute	91 lm/W
Farbtemperatur	3000 K
Standard Deviation of Colour Matching	2 Step MacAdam
Farbwiedergabeindex	80 Ra
Gamut Area Index	55 GAI
Colour Rendering Index	10 R9
IES TM-30 Rf	83
IES TM-30 Rg	96
Black Body Locus	On
Standardumgebungstemperatur	-20 / +50°C
Typische Temperatur am Glas	40°C

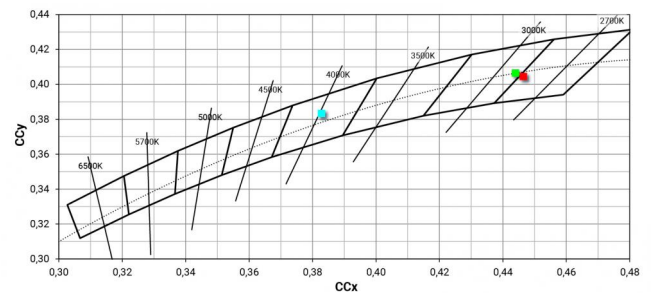
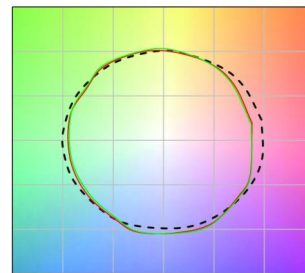
LED Life / Failure Ratio

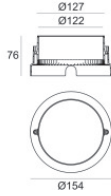
L70 B10 C0 296960h (at Tj 65 Ta 25)

OPTICAL

Optik C0/C180	30°
Light distribution simmetry	Asymmetrical

COLOR VECTOR GRAPHIC

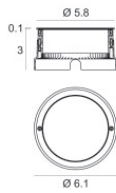




Einbaugehäuse

installationsposition: boden; typ installation: mauerwerk L=154mm, H=76mm, D=154mm.
Material:Kunststoff ABS, farbe:Schwarz.

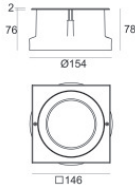

Code
99652



Einbaugehäuse


installationsposition: boden; typ installation: mauerwerk L=105mm, H=76mm, D=105mm.
Material:Stahl AISI 316, farbe:Stahl.

Finish
 **Code**
99564



Einbaugehäuse

installationsposition: boden; typ installation: mauerwerk L=146mm, H=76mm, D=146mm.
Material:Stahl AISI 316, farbe:Stahl.

Finish
 **Code**
99857