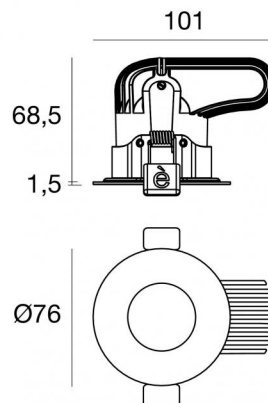




Downlights | 1 arrayLED 12.5 W DC 350 mA | CRI 90
80800M60



Technische Daten	
Installationsposition	Decke
Installationsumgebung	Indoor
Lichtquelle	LED
Circuit structure	arrayLED
Optik	Medium Flood
Light emission direction	downward
Lampe Nennleistung	12.5 W DC
Lichtstrom (Lichtquelle)	1644 lm
Eingangsspannungsbereich	350mA
Ähnlichste Farbtemperatur / Tone	2700 K
Farbwiedergabeindex	90 Ra
Gleichstrom/Gleichspannung	CC
Isolierklasse	3
IP	IP44
IP optisches System	IP65
IK	IK08
Glühdrahtprüfung	850°
Direkte Montage auf normal entflammaren Oberflächen	Ja
CE	Ja
Einschließlich Driver	Nein
Leuchte dimmbar	DALI - 1-10V
Schwenkbarkeit	Nein
Drehbarkeit	Nein
Begehbarkeit	Nein
Überrollbarkeit	Nein
Einschließlich Kabel	Ja
Kabellänge	0.300 m
Harzbeschichtung	Nein
Typ Lichtabstrahlung	Einflammig
Nettogewicht	0.26 Kg
Schutz vor elektrostatischen Entladungen	Nein
Schutz vor Stoßspannungen	Nein
Optiktechnologie	Honey comb

Oberfläche Gehäuse

Material	Stranggepresstes Aluminium EN AB - 46100
Farbe	Schwarz
Bearbeitungstyp	Pulverbeschichtung


Oberfläche Diffusor

Material	Polycarbonat UV-beständige
Farbe	transparent

Oberfläche strahler

Material	Stranggepresstes Aluminium EN AB - 46100
Farbe	Aluminium
Bearbeitungstyp	Polieren

Elektronik

	99115 1-10V - N/O button Multi Power 198-264V AC / 180-275V DC (1 art.)
---	---

	99375 On/Off Driver 198-264V AC (1 art.)
---	---

	83322 Push and Simply Dim - DALI-2 Controller (1 art.)
---	---

Cables Electrification

Cable connector	FEMALE JST SMR-02V-BC
-----------------	-----------------------

Cable connector	MALE JST SMR-02V-B
-----------------	--------------------



Downlights | 1 arrayLED 12.5 W DC 350 mA | CRI 90 80800M60

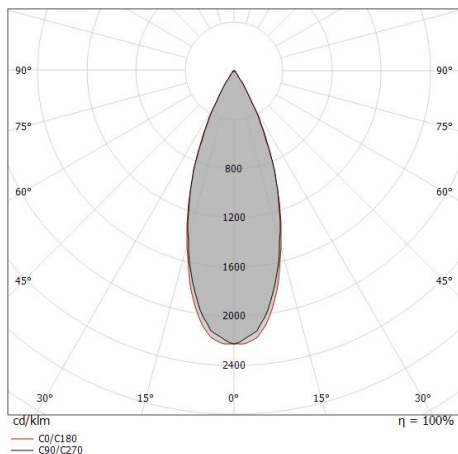
Single emission recessed downlights for indoor application. The super warm white LED light source with a medium flood light distribution is composed of 1 arrayed LEDs with CCT of 2700 K and a CRI 90; the source luminous flux is 1644 lm, with a 131.5 lm/W nominal luminous efficacy.

The device body is made of die-cast aluminium en ab - 46100 and features a black finish, processed by means of powder coating; the diffuser is made of uv resistant polycarbonate. The ingress protection degree is IP44; the total weight is of 0.26 kg. The power supply driver is not provided and is to be ordered separately.

The total absorbed power is 12.5 W. The power supply cable is included and features a 0.300 m length.

The device features protection class III and can be ceiling-mounted, with a 68 mm diameter hole (in plasterboard).

Compliant with the EN 60598-1 standard and its specific provisions.



Distance [m]	Cone diameter [m]	illuminance [lx]
0.5	0.34 0.35	E(0°) 4422 E(C90) 19.0° 1876 E(C0) 19.2° 1870
1.0	0.69 0.70	E(0°) 1106 E(C90) 19.0° 469 E(C0) 19.2° 467
1.5	1.03 1.04	E(0°) 491 E(C90) 19.0° 208 E(C0) 19.2° 208
2.0	1.38 1.38	E(0°) 276 E(C90) 19.0° 117 E(C0) 19.2° 117
2.5	1.72 1.74	E(0°) 177 E(C90) 19.0° 75 E(C0) 19.2° 75
3.0	2.07 2.09	E(0°) 123 E(C90) 19.0° 52 E(C0) 19.2° 52

— C0/C180 (Half-peak divergence: 38.4°)
- - C90/C270 (Half-peak divergence: 38.0°)

Energieeffizienzklasse

ieses Produkt enthält eine Lichtquelle der Energieeffizienzklasse E.

Illuminotechnical Eigenschaften

Light Output Ratio (LOR)	30 %
Lichtstrom (Lichtquelle)	1644 lm
Leuchten Lichtstrom	496 lm
Consumption	8 W
Leuchten Lichtausbeute	62 lm/W
Farbtemperatur	2700 K
Standard Deviation of Colour Matching	2 Step MacAdam
Farbwiedergabeindex	90 Ra
Standardumgebungstemperatur	-20 / +50°C
Typische Temperatur am Glas	40°C

LED Life / Failure Ratio

L70 B10 C0 296960h (at Tj 65 Ta 25)

UGR

UGR transversal	11.6
UGR axial	11.3
X=4H Y=8H	S=0.25H
Reflection factor	70/50/20

OPTICAL

Optik C0/C180	38°
Light distribution simmetry	Symmetrical

Downlights | 1 arrayLED 12.5 W DC 350 mA | CRI 90

80800M60

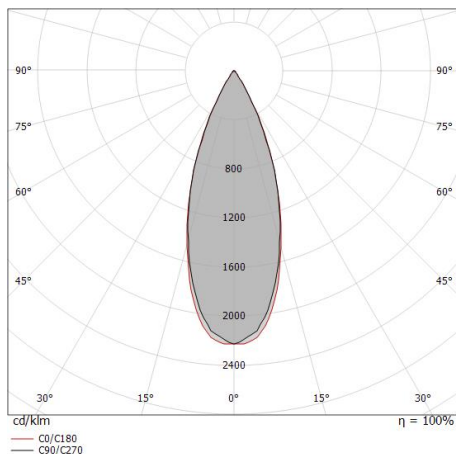
Single emission recessed downlights for indoor application. The super warm white LED light source with a medium flood light distribution is composed of 1 arrayed LEDs with CCT of 2700 K and a CRI 90; the source luminous flux is 1644 lm, with a 131.5 lm/W nominal luminous efficacy.

The device body is made of die-cast aluminium en ab - 46100 and features a black finish, processed by means of powder coating; the diffuser is made of uv resistant polycarbonate. The ingress protection degree is IP44; the total weight is of 0.26 kg. The power supply driver is not provided and is to be ordered separately.

The total absorbed power is 12.5 W. The power supply cable is included and features a 0.300 m length.

The device features protection class III and can be ceiling-mounted, with a 68 mm diameter hole (in plasterboard).

Compliant with the EN 60598-1 standard and its specific provisions.



Distance [m]	Cone diameter [m]	E(0°)	E(C90)	E(C0)
0.5	0.34 0.35	6630	2812	2803
1.0	0.69 0.70	1658	703	701
1.5	1.03 1.04	737	312	311
2.0	1.38 1.38	414	176	175
2.5	1.72 1.74	265	112	112
3.0	2.07 2.09	184	78	78

Distance [m] Cone diameter [m] Illuminance [lx]

— C0/C180 (Half-peak divergence: 38.4°)
- - C90/C270 (Half-peak divergence: 38.0°)

Energieeffizienzklasse

ieses Produkt enthält eine Lichtquelle der Energieeffizienzklasse E.

Illuminotechnical Eigenschaften

Light Output Ratio (LOR)	45 %
Lichtstrom (Lichtquelle)	1644 lm
Leuchten Lichtstrom	744 lm
Consumption	13 W
Leuchten Lichtausbeute	57 lm/W
Farbtemperatur	2700 K
Standard Deviation of Colour Matching	2 Step MacAdam
Farbwiedergabeindex	90 Ra

Standardumgebungstemperatur	-20 / +50°C
Typische Temperatur am Glas	40°C

LED Life / Failure Ratio

L70 B10 C0 296960h (at Tj 65 Ta 25)

UGR

UGR transversal	13
UGR axial	12.8
X=4H Y=8H	S=0.25H
Reflection factor	70/50/20

OPTICAL

Optik C0/C180	38°
Light distribution simmetry	Symmetrical