

Uplights | 1 x powerLED 4 W DC 350 mA | CRI 80 80583M15

Single emission uplights for outdoor application. The super warm white LED light source with a spot light distribution is composed of 1 powered LEDs with CCT of 2700 K and a CRI 80; the source luminous flux is 490 lm, with a 122.5 lm/W nominal luminous efficacy.

The device body is made of die-cast aluminium en ab - 46100 and features a black finish, processed by means of open pore anodizing + powder coating; the diffuser is made of extra clear glass - tempered. The ingress protection degree is IP68; the total weight is of 0.2 kg. The power supply driver is not provided and is to be ordered separately.

The total absorbed power is 4 W. The power supply cable is included and features a 1 m length.

The device features protection class III and can be floor-mounted with an outer casing, code 99650(for concrete or masonry).

Compliant with the EN 60598-1 standard and its specific provisions.

Energieeffizienzklasse

ieses Produkt enthält eine Lichtquelle der Energieeffizienzklasse E.

Illuminotechnical Eigenschaften

Light Output Ratio (LOR)	45 %
Lichtstrom (Lichtquelle)	490 lm
Leuchten Lichtstrom	224 lm
Consumption	4 W
Leuchten Lichtausbeute	56 lm/W
Farbtemperatur	2700 K
Standard Deviation of Colour Matching	3 Step MacAdam
Farbwiedergabeindex	80 Ra
Black Body Locus	On
Standardumgebungstemperatur	-20 / +50°C
Typische Temperatur am Glas	40°C

LED Life / Failure Ratio

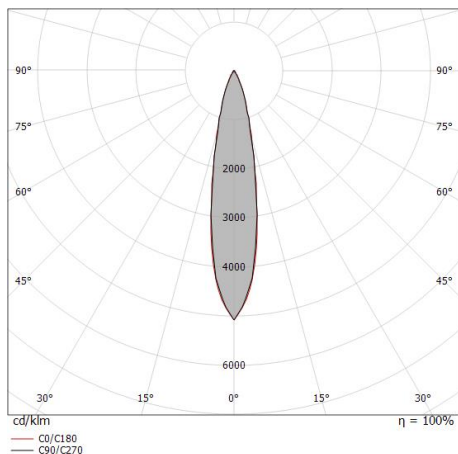
L70 B10 C0 247450h (at Tj 60 Ta 25)

UGR

UGR axial	12.6
UGR transversal	13
X=4H Y=8H	S=0.25H
Reflection factor	70/50/20

OPTICAL

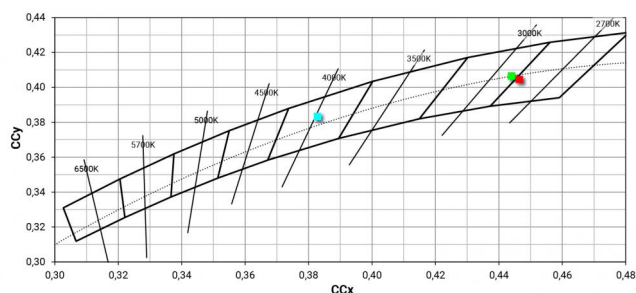
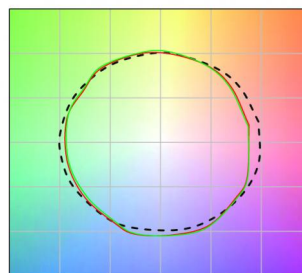
Optik C0/C180	20°
Light distribution simmetry	Symmetrical



Distance [m]	Cone diameter [m]	illuminance [lx]
0.5	0.18 0.18	E(0°) 4555 E(C90) 2183 E(C0) 2182
1.0	0.36 0.36	E(0°) 1139 E(C90) 546 E(C0) 546
1.5	0.54 0.55	E(0°) 506 E(C90) 243 E(C0) 242
2.0	0.72 0.73	E(0°) 285 E(C90) 136 E(C0) 136
2.5	0.90 0.91	E(0°) 182 E(C90) 87 E(C0) 87
3.0	1.08 1.09	E(0°) 127 E(C90) 61 E(C0) 61

— C0/C180 (Half-peak divergence: 20.6°)
— C90/C270 (Half-peak divergence: 20.4°)

COLOR VECTOR GRAPHIC





Orma_I | Uplights | Accessories
80583M15



Einbaugehäuse

installationsposition: boden; typ installation: mauerwerk L=97mm, H=76mm, D=97mm.

Material:Kunststoff ABS, farbe:Schwarz.

Code

99650