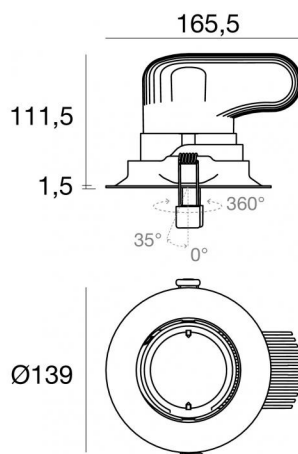


Downlights | 1 arrayLED 25 W DC 700 mA | CRI 90
80372W15



Technische Daten	
Installationsposition	Decke
Installationsumgebung	Indoor
Lichtquelle	LED
Circuit structure	arrayLED
Optik	Spot
Light emission direction	downward
Lampe Nennleistung	25 W DC
Lichtstrom (Lichtquelle)	4134 lm
Eingangsspannungsbereich	700mA
Ähnlichste Farbtemperatur / Tone	3000 K
Farbwiedergabeindex	90 Ra
Gleichstrom/Gleichspannung	CC
Isolierklasse	3
IP	IP44
IP optisches System	IP65
IK	IK08
Glühdrahtprüfung	850°
Direkte Montage auf normal entflammaren Oberflächen	Ja
CE	Ja
Einschließlich Driver	Nein
Leuchte dimmbar	DALI - 1-10V
Schwenkbarkeit	Nein
Drehbarkeit	Ja
Gesamtwinkel (horizontale Ebene)	350 °
Gesamtwinkel (vertikale Ebene)	35 °
Begehbarkeit	Nein
Überrollbarkeit	Nein
Einschließlich Kabel	Ja
Kabellänge	0.300 m
Harzbeschichtung	Nein
Typ Lichtabstrahlung	Einflammig
Nettogewicht	0.650 Kg
Schutz vor elektrostatischen Entladungen	Nein
Schutz vor Stoßspannungen	Nein

Oberfläche Gehäuse

Material	Stranggepresstes Aluminium EN AB - 46100
Farbe	Grau
Bearbeitungstyp	Pulverbeschichtung

Oberfläche Diffusor

Material	Polycarbonat UV-beständige
Farbe	transparent

Oberfläche strahler

Material	Stranggepresstes Aluminium EN AB - 46100
Farbe	Aluminium
Bearbeitungstyp	Polieren

Elektronik



99112
On/Off Driver 198~264V AC



83066
1-10V - Push and Simply Dim - DALI-2 Controller



C-E100031
DALI - Push and Simply Dim Multi Power 198~264V AC / 180~275V DC

Cables Electrification

Cable connector	Male Easy plug
IP (locked condition)	66



Downlights | 1 arrayLED 25 W DC 700 mA | CRI 90 80372W15

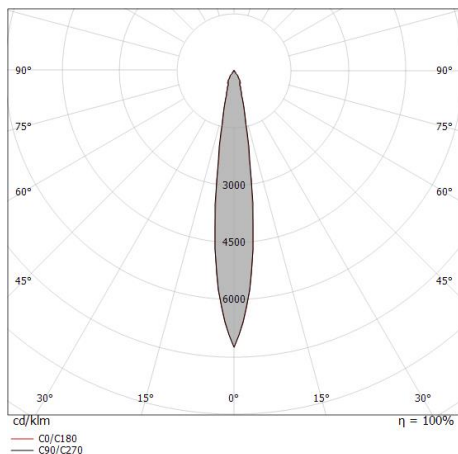
Single emission recessed downlights for indoor application. The warm white LED light source with a spot light distribution is composed of 1 arrayed LEDs with CCT of 3000 K and a CRI 90; the source luminous flux is 4134 lm, with a 165.4 lm/W nominal luminous efficacy.

The device body is made of die-cast aluminium en ab - 46100 and features a grey finish, processed by means of powder coating; the diffuser is made of uv resistant polycarbonate. The ingress protection degree is IP44; the total weight is of 0.650 kg. The power supply driver is not provided and is to be ordered separately.

The total absorbed power is 25 W. The power supply cable is included and features a 0.300 m length.

The device features protection class III and can be ceiling-mounted, with a 127 mm diameter hole (in plasterboard).

Compliant with the EN 60598-1 standard and its specific provisions.



Distance [m]	Cone diameter [m]	illuminance [lx]
0.5	0.14 0.14	E(0°) 65970 E(C90) 7.8° 32117 E(C0) 7.7° 32396
1.0	0.27 0.27	E(0°) 16492 E(C90) 7.8° 8029 E(C0) 7.7° 8099
1.5	0.41 0.41	E(0°) 7330 E(C90) 7.8° 3569 E(C0) 7.7° 3600
2.0	0.55 0.54	E(0°) 4123 E(C90) 7.8° 2007 E(C0) 7.7° 2025
2.5	0.68 0.68	E(0°) 2639 E(C90) 7.8° 1285 E(C0) 7.7° 1296
3.0	0.82 0.81	E(0°) 1832 E(C90) 7.8° 892 E(C0) 7.7° 900

Energieeffizienzklasse

ieses Produkt enthält eine Lichtquelle der Energieeffizienzklasse E.

Illuminotechnical Eigenschaften

Light Output Ratio (LOR)	55 %
Lichtstrom (Lichtquelle)	4134 lm
Leuchten Lichtstrom	2274 lm
Consumption	18 W
Leuchten Lichtausbeute	126 lm/W
Farbtemperatur	3000 K
Standard Deviation of Colour Matching	2 Step MacAdam
Farbwiedergabeindex	90 Ra
Standardumgebungstemperatur	-20 / +50°C
Typische Temperatur am Glas	40°C

LED Life / Failure Ratio

L70 B10 C0 252000h (at Tj 65 Ta 25)

UGR

UGR transversal	16.6
UGR axial	16.5
X=4H Y=8H	S=0.25H
Reflection factor	70/50/20

OPTICAL

Optik C0/C180	15°
Light distribution simmetry	Symmetrical

Downlights | 1 arrayLED 25 W DC 700 mA | CRI 90

80372W15

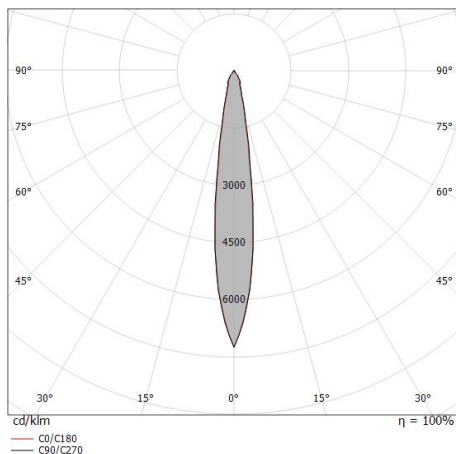
Single emission recessed downlights for indoor application. The warm white LED light source with a spot light distribution is composed of 1 arrayed LEDs with CCT of 3000 K and a CRI 90; the source luminous flux is 4134 lm, with a 165.4 lm/W nominal luminous efficacy.

The device body is made of die-cast aluminium en ab - 46100 and features a grey finish, processed by means of powder coating; the diffuser is made of uv resistant polycarbonate. The ingress protection degree is IP44; the total weight is of 0.650 kg. The power supply driver is not provided and is to be ordered separately.

The total absorbed power is 25 W. The power supply cable is included and features a 0.300 m length.

The device features protection class III and can be ceiling-mounted, with a 127 mm diameter hole (in plasterboard).

Compliant with the EN 60598-1 standard and its specific provisions.



Distance [m]	Cone diameter [m]	illuminance [lx]
0.5	0.14 0.14	E(0°) 88313 E(C90) 7.8° 42955 E(C0) 7.7° 43369
1.0	0.27 0.27	E(0°) 22078 E(C90) 7.8° 10749 E(C0) 7.7° 10842
1.5	0.41 0.41	E(0°) 9813 E(C90) 7.8° 4777 E(C0) 7.7° 4819
2.0	0.55 0.54	E(0°) 5520 E(C90) 7.8° 2687 E(C0) 7.7° 2711
2.5	0.68 0.68	E(0°) 3533 E(C90) 7.8° 1720 E(C0) 7.7° 1735
3.0	0.82 0.81	E(0°) 2453 E(C90) 7.8° 1194 E(C0) 7.7° 1205

Distance [m] Cone diameter [m] illuminance [lx]

— C0/C180 (Half-peak divergence: 15.4°)
— C90/C270 (Half-peak divergence: 15.6°)

Energieeffizienzklasse

ieses Produkt enthält eine Lichtquelle der Energieeffizienzklasse E.

Illuminotechnical Eigenschaften

Light Output Ratio (LOR)	73 %
Lichtstrom (Lichtquelle)	4134 lm
Leuchten Lichtstrom	3043 lm
Consumption	25 W
Leuchten Lichtausbeute	121 lm/W
Farbtemperatur	3000 K
Standard Deviation of Colour Matching	2 Step MacAdam
Farbwiedergabeindex	90 Ra

Standardumgebungstemperatur	-20 / +50°C
Typische Temperatur am Glas	40°C

LED Life / Failure Ratio

L70 B10 C0 252000h (at Tj 65 Ta 25)

UGR

UGR transversal	17.6
UGR axial	17.6
X=4H Y=8H	S=0.25H
Reflection factor	70/50/20

OPTICAL

Optik C0/C180	15°
Light distribution simmetry	Symmetrical