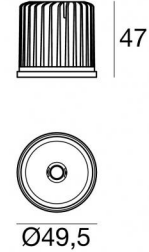




Downlights | 1 arrayLED 6.5 W DC 700 mA | CRI 90
80338M30



Technische Daten	
Installationsposition	Decke
Installationsumgebung	Indoor
Lichtquelle	LED
Circuit structure	arrayLED
Optik	Flood
Light emission direction	downward
Lampe Nennleistung	6.5 W DC
Lichtstrom (Lichtquelle)	715 lm
Eingangsspannungsbereich	700mA
Ähnlichste Farbtemperatur / Tone	2700 K
Farbwiedergabeindex	90 Ra
Gleichstrom/Gleichspannung	CC
Isolierklasse	3
IP	IP20
IK	IK02
Glühdrahtprüfung	850°
Direkte Montage auf normal entflammaren Oberflächen	Ja
CE	Ja
Einschließlich Driver	Nein
Leuchte dimmbar	DALI - 1-10V
Schwenkbarkeit	Nein
Drehbarkeit	Nein
Begehbarkeit	Nein
Überrollbarkeit	Nein
Einschließlich Kabel	Ja
Kabellänge	0.300 m
Harzbeschichtung	Nein
Typ Lichtabstrahlung	Einflammig
Nettogewicht	0.078 Kg
Schutz vor elektrostatischen Entladungen	Nein
Schutz vor Stoßspannungen	Nein

Oberfläche Gehäuse

Material	Stranggepresstes Aluminium EN AB - 46100
Farbe	Eloxiertes Aluminium
Bearbeitungstyp	Anodisierung 20 µm

Elektronik

	99147 On/Off Driver 198~264V AC (2 - 3 art.)
	99735 Multi Power 198~264V AC / 180~275V DC (1 art.)
	99733 1-10V Multi Power 198~264V AC / 180~275V DC (1 art.)
	83323 Push and Simply Dim - DALI-2 Controller (1 art.)
	C-E100016 Push and Simply Dim - DALI-2 Controller (2 - 4 art.)

Cables Electrification

Cable connector	FEMALE JST SMR-02V-BC
Cable connector	MALE JST SMR-02V-B

Downlights | 1 arrayLED 6.5 W DC 700 mA | CRI 90
80338M30

Single emission recessed downlights for indoor application. The super warm white LED light source with a flood light distribution is composed of 1 arrayed LEDs with CCT of 2700 K and a CRI 90; the source luminous flux is 715 lm, with a 110.0 lm/W nominal luminous efficacy.

The device body is made of die-cast aluminium en ab - 46100 and features a anodised aluminum finish, processed by means of 20 µm anodizing. The ingress protection degree is IP20; the total weight is of 0.078 kg. The power supply driver is not provided and is to be ordered separately.

The total absorbed power is 6.5 W. The power supply cable is included and features a 0.300 m length.

The device features protection class III and can be ceiling-mounted.

Compliant with the EN 60598-1 standard and its specific provisions.

Energieeffizienzklasse

ieses Produkt enthält eine Lichtquelle der Energieeffizienzklasse F.

Illuminotechnical Eigenschaften

Light Output Ratio (LOR)	80 %
Lichtstrom (Lichtquelle)	715 lm
Leuchten Lichtstrom	576 lm
Consumption	7 W
Leuchten Lichtausbeute	82 lm/W
Farbtemperatur	2700 K
Standard Deviation of Colour Matching	3 Step MacAdam
Farbwiedergabeindex	90 Ra
Standardumgebungstemperatur	-20 / +50°C

LED Life / Failure Ratio

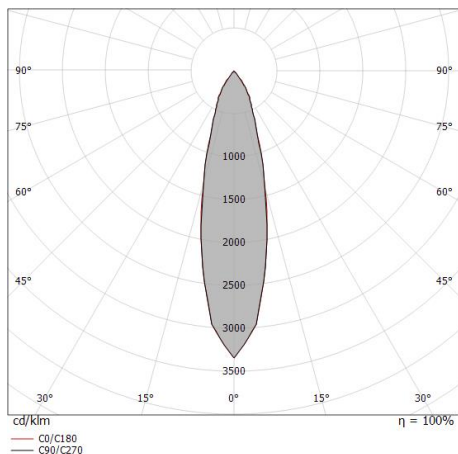
L70 B10 C0 134020h (at Tj 65 Ta 25)

UGR

UGR axial	16
UGR transversal	16
X=4H Y=8H	S=0.25H
Reflection factor	70/50/20

OPTICAL

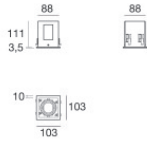
Optik C0/C180	26°
Light distribution simmetry	Symmetrical



Distance [m]	Cone diameter [m]	Half-peak divergence [°]	E(0°) [lx]	E(C90) [lx]	E(C0) [lx]
0.5	0.23	26.2°	7712	3585	3566
1.0	0.46	26.2°	1928	896	892
1.5	0.69	26.2°	857	398	396
2.0	0.92	26.2°	482	224	223
2.5	1.15	26.2°	308	143	143
3.0	1.39	26.2°	214	100	99

Distance [m] Cone diameter [m] Illuminance [lx]

— C0/C180 (Half-peak divergence: 26.2°)
 — C90/C270 (Half-peak divergence: 26.0°)



Einbaugehäuse

installationsposition: decke; typ installation: gipskarton L=103mm, H=114.5mm, D=103mm.

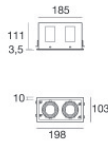
Material:Aluminium, farbe:Weiß, bearbeitungstyp :Lackierung.

Finish

White

Code

99485



Einbaugehäuse

installationsposition: decke; typ installation: gipskarton L=198mm, H=114.5mm, D=103mm.

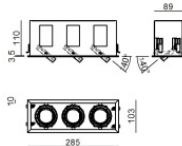
Material:Aluminium, farbe:Weiß, bearbeitungstyp :Lackierung.

Finish

White

Code

99486



Einbaugehäuse

installationsposition: decke; typ installation: gipskarton L=285mm, H=114.5mm, D=103mm.

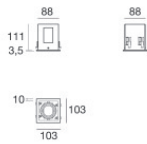

Material:Aluminium, farbe:Weiß, bearbeitungstyp :Lackierung.

Finish

White

Code

99487



Einbaugehäuse

installationsposition: decke; typ installation: gipskarton L=103mm, H=114.5mm, D=103mm.

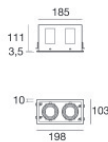
Material:Aluminium, farbe:Schwarz, bearbeitungstyp :Lackierung.

Finish

Black

Code

99488



Einbaugehäuse

installationsposition: decke; typ installation: gipskarton L=198mm, H=114.5mm, D=103mm.

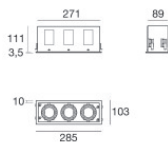
Material:Aluminium, farbe:Schwarz, bearbeitungstyp :Lackierung.

Finish

Black

Code

99489



Einbaugehäuse

installationsposition: decke; typ installation: gipskarton L=285mm, H=114.5mm, D=103mm.

Material:Aluminium, farbe:Schwarz, bearbeitungstyp :Lackierung.

Finish

Black

Code

99490



Blendschutz

Blendschutzart: wabenraster.

Material:PC, farbe:Schwarz.

Finish

Black

Code

99550



Diffusor

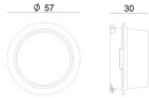
Diffusorart: filtro ellittico

Code

99552



Illuminator | Downlights | Accessories
80338M30



Blendschutz

Blendschutzart: schermo cilindrico.

Material:PC, farbe:Schwarz.

Finish

Black

Code

99554