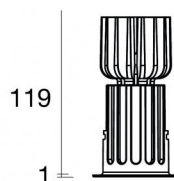




Downlights | 1 x powerLED 10 W DC 800 mA | CRI 92  
80034M45



52

Technische Daten	
Installationsposition	Decke
Installationsumgebung	Indoor
Lichtquelle	LED
Circuit structure	powerLED
Optik	Medium Wide Flood
Light emission direction	downward
Lampe Nennleistung	10 W DC
Lichtstrom (Lichtquelle)	960 lm
Eingangsspannungsbereich	800mA
Ähnlichste Farbtemperatur / Tone	2700 K
Farbwiedergabeindex	92 Ra
Gleichstrom/Gleichspannung	CC
Isolierklasse	3
IP	IP44
IP optisches System	IP65
Glühdrahtprüfung	850°
Direkte Montage auf normal entflammaren Oberflächen	Ja
CE	Ja
Einschließlich Driver	Nein
Leuchte dimmbar	DALI - 1-10V
Schwenkbarkeit	Nein
Drehbarkeit	Nein
Begehbarkeit	Nein
Überrollbarkeit	Nein
Einschließlich Kabel	Ja
Kabellänge	0.170 m
Harzbeschichtung	Nein
Typ Lichtabstrahlung	Einflammig
Nettogewicht	0.400 Kg
Schutz vor elektrostatischen Entladungen	Nein
Schutz vor Stoßspannungen	Nein
Optiktechnologie	F.O.L. - Honey comb
Technische Merkmale des Produkts	TVS

### Oberfläche Gehäuse

Material	Stranggepresstes Aluminium EN AB - 46100
Farbe	Schwarz
Bearbeitungstyp	Pulverbeschichtung

### Oberfläche Diffusor

Material	Polycarbonat UV-beständige
Farbe	transparent

### Oberfläche strahler

Material	Stranggepresstes Aluminium EN AB - 46100
Farbe	Aluminium
Bearbeitungstyp	Polieren

### Elektronik



99135  
On/Off Driver 198~264V AC (2 - 3 art.)



99345  
DALI - Push and Simply Dim Multi Power 198~264V AC / 176~275V DC (1 - 3 art.)



99735  
Multi Power 198~264V AC / 180~275V DC (1 art.)



99733  
1-10V Multi Power 198~264V AC / 180~275V DC (1 art.)



C-E100013  
Push and Simply Dim - DALI-2 Controller (1 art.)

### Cables Electrification

Cable connector	No
-----------------	----

## Downlights | 1 x powerLED 10 W DC 800 mA | CRI 92 80034M45

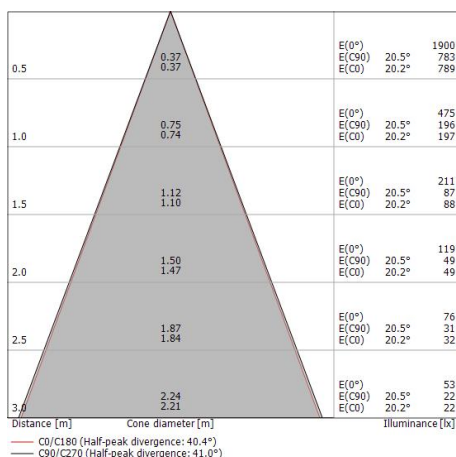
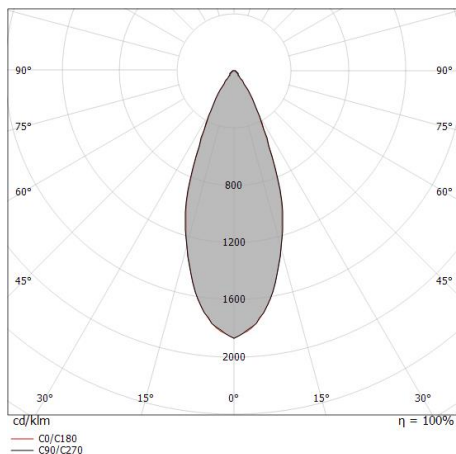
Single emission recessed downlights for indoor application. The super warm white LED light source with a medium wide flood light distribution is composed of 1 powerLED LEDs with CCT of 2700 K and a CRI 92; the source luminous flux is 960 lm, with a 96.0 lm/W nominal luminous efficacy.

The device body is made of die-cast aluminium en ab - 46100 and features a black finish, processed by means of powder coating; the diffuser is made of uv resistant polycarbonate. The ingress protection degree is IP44; the total weight is of 0.400 kg. The power supply driver is not provided and is to be ordered separately.

The total absorbed power is 10 W. The power supply cable is included and features a 0.170 m length.

The device features protection class III and can be ceiling-mounted, with a 52 mm diameter hole (in plasterboard).

Compliant with the EN 60598-1 standard and its specific provisions.



### Energieeffizienzklasse

ieses Produkt enthält eine Lichtquelle der Energieeffizienzklasse F.

### Illuminotechnical Eigenschaften

Light Output Ratio (LOR)	26 %
Lichtstrom (Lichtquelle)	960 lm
Leuchten Lichtstrom	255 lm
Consumption	10 W
Leuchten Lichtausbeute	25 lm/W
Farbtemperatur	2700 K
Standard Deviation of Colour Matching	2 Step MacAdam
Farbwiedergabeindex	92 Ra
Black Body Locus	On
Standardumgebungstemperatur	-20 / +50°C
Typische Temperatur am Glas	40°C

### LED Life / Failure Ratio

L70 B10 C0 247450h (at Tj 60 Ta 25 )

### UGR

UGR axial	18.8
UGR transversal	19
X=4H   Y=8H	S=0.25H
Reflection factor	70/50/20

### OPTICAL

Optik C0/C180	40°
Light distribution simmetry	Symmetrical

### COLOR VECTOR GRAPHIC

