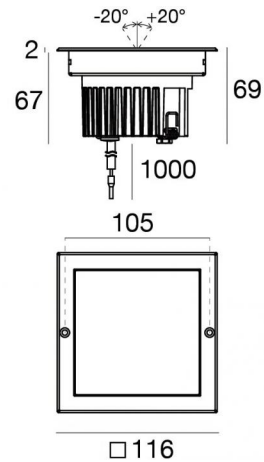


Uplights | 1 arrayLED 8 W DC 220 mA | CRI 80
77316M60



Technische Daten	
Typ	Begehbar
Installationsposition	Boden
Installationsumgebung	Outdoor
Lichtquelle	LED
Circuit structure	arrayLED
Optik	Medium Wide Flood
Light emission direction	upward
Lampe Nennleistung	8 W DC
Lichtstrom (Lichtquelle)	1080 lm
Eingangsspannungsbereich	220mA
Ähnlichste Farbtemperatur / Tone	2700 K
Farbwiedergabeindex	80 Ra
Gleichstrom/Gleichspannung	CC
Isolierklasse	3
IP	IP67
IK	IK10
Glühdrahtprüfung	850°
Direkte Montage auf normal entflammaren Oberflächen	Ja
CE	Ja
Einschließlich Driver	Nein
Leuchte dimmbar	DALI - 1-10V
Schwenkbarkeit	Nein
Drehbarkeit	Ja
Gesamtwinkel (vertikale Ebene)	40 °
Begehbarkeit	Ja
Überrollbarkeit	2000 Kg
Einschließlich Kabel	Ja
Kabellänge	1 m
Harzbeschichtung	Ja
Typ Lichtabstrahlung	Einflammig
Nettogewicht	0.9 Kg
Schutz vor elektrostatischen Entladungen	Nein
Schutz vor Stoßspannungen	Nein
Optiktechnologie	Honey comb
Technische Merkmale des Produkts	Acquastop - TVS

Oberfläche Gehäuse

Material	Stranggepresstes Aluminium EN AB - 46100
Farbe	Schwarz
Bearbeitungstyp	Offenporige Anodisierung + Pulverlackierung

Oberfläche Diffusor

Material	Extra-helles Glas - Gehärtet
Farbe	transparent
Bearbeitungstyp	Siebdruck

Oberfläche flansch

Material	Stahl AISI 316
Farbe	Stahl
Bearbeitungstyp	Bürsten

Elektronik



99342
On/Off Driver 198-264V AC (1 art.)

Cables Electrification

Cable connector	No
-----------------	----



Uplights | 1 arrayLED 8 W DC 220 mA | CRI 80
77316M60

Single emission uplights for outdoor application. The super warm white LED light source with a medium wide flood light distribution is composed of 1 arrayed LEDs with CCT of 2700 K and a CRI 80; the source luminous flux is 1080 lm, with a 135.0 lm/W nominal luminous efficacy.

The device body is made of die-cast aluminium en ab - 46100 and features a black finish, processed by means of open pore anodizing + powder coating; the diffuser is made of extra clear glass - tempered with a silk-screening treatment. The ingress protection degree is IP67; the total weight is of 0.9 kg. The power supply driver is not provided and is to be ordered separately.

The total absorbed power is 8 W. The power supply cable is included and features a 1 m length.

The device features protection class III and can be floor-mounted with an outer casing, code 83410(for concrete or masonry).

Compliant with the EN 60598-1 standard and its specific provisions.

Energieeffizienzklasse

ieses Produkt enthält eine Lichtquelle der Energieeffizienzklasse F.

Illuminotechnical Eigenschaften

Light Output Ratio (LOR)	39 %
Lichtstrom (Lichtquelle)	1080 lm
Leuchten Lichtstrom	424 lm
Consumption	8 W
Leuchten Lichtausbeute	53 lm/W
Farbtemperatur	2700 K
Standard Deviation of Colour Matching	2 Step MacAdam
Farbwiedergabeindex	80 Ra
Black Body Locus	On
Standardumgebungstemperatur	-20 / +50°C
Typische Temperatur am Glas	50°C

LED Life / Failure Ratio

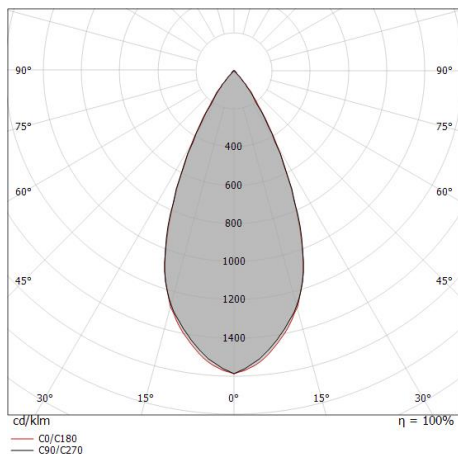
L70 B10 C0 252000h (at Tj 65 Ta 25)

UGR

UGR axial	11.8
UGR transversal	12.3
X=4H Y=8H	S=0.25H
Reflection factor	70/50/20

OPTICAL

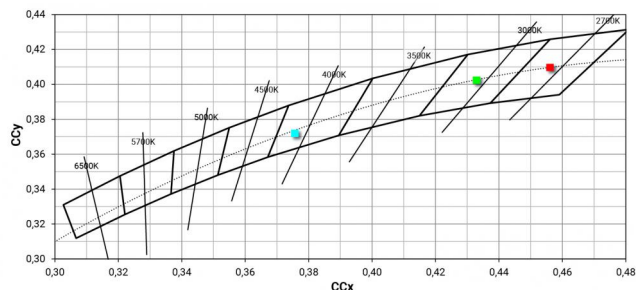
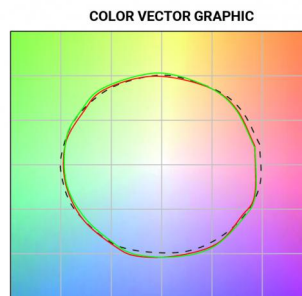
Optik C0/C180	48°
Light distribution simmetry	Symmetrical



Distance [m]	Cone diameter [m]	Illuminance [lx]
0.5	0.45	E(0°) 2686 E(C90) 1024 E(C0) 1027
1.0	0.90	E(0°) 671 E(C90) 256 E(C0) 257
1.5	1.35	E(0°) 298 E(C90) 114 E(C0) 114
2.0	1.81	E(0°) 168 E(C90) 64 E(C0) 64
2.5	2.26	E(0°) 107 E(C90) 41 E(C0) 41
3.0	2.71	E(0°) 75 E(C90) 28 E(C0) 29

Distance [m] Cone diameter [m] Illuminance [lx]

— C0/C180 (Half-peak divergence: 48.4°)
 — C90/C270 (Half-peak divergence: 48.6°)





Orma_QJ | Uplights | Accessories
77316M60



Einbaugehäuse

installationsposition: boden; typ installation: mauerwerk L=114mm, H=93mm, D=114mm.

Material:Kunststoff ABS, farbe:Schwarz.

Code

83410