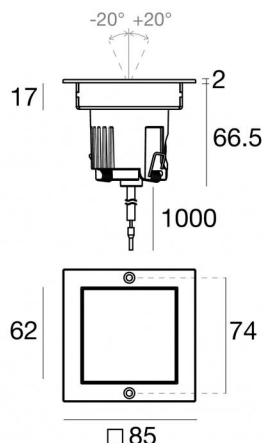


Uplights | 1 arrayLED 4 W DC 350 mA | CRI 80
77294N30



Technische Daten	
Typ	Begehbar
Installationsposition	Boden
Installationsumgebung	Outdoor
Lichtquelle	LED
Circuit structure	arrayLED
Optik	Medium Flood
Light emission direction	upward
Lampe Nennleistung	4 W DC
Lichtstrom (Lichtquelle)	660 lm
Eingangsspannungsbereich	350mA
Ähnlichste Farbtemperatur / Tone	4000 K
Farbwiedergabeindex	80 Ra
Gleichstrom/Gleichspannung	CC
Isolierklasse	3
IP	IP67
IK	IK10
Glühdrahtprüfung	850°
Direkte Montage auf normal entflammaren Oberflächen	Ja
CE	Ja
Einschließlich Driver	Nein
Leuchte dimmbar	DALI - 1-10V
Schwenkbarkeit	Nein
Drehbarkeit	Ja
Gesamtwinkel (vertikale Ebene)	40 °
Begehbarkeit	Ja
Überrollbarkeit	2000 Kg
Einschließlich Kabel	Ja
Kabellänge	1 m
Harzbeschichtung	Ja
Typ Lichtabstrahlung	Einflammig
Nettogewicht	0.45 Kg
Schutz vor elektrostatischen Entladungen	Nein
Schutz vor Stoßspannungen	Nein
Technische Merkmale des Produkts	Acquastop - TVS

Oberfläche Gehäuse

Material	Stranggepresstes Aluminium EN AB - 46100
Farbe	Schwarz
Bearbeitungstyp	Offenporige Anodisierung + Pulverlackierung

Oberfläche Diffusor

Material	Extra-helles Glas - Gehärtet
Farbe	transparent
Bearbeitungstyp	Siebdruck

Oberfläche flansch

Material	Stahl AISI 316
Farbe	Stahl
Bearbeitungstyp	Bürsten

Elektronik



89421
On/Off Driver 198~264V AC / 176~275V DC



C-E200006
On/Off Driver 198~264V AC / 180~275V DC



Uplights | 1 arrayLED 4 W DC 350 mA | CRI 80 77294N30

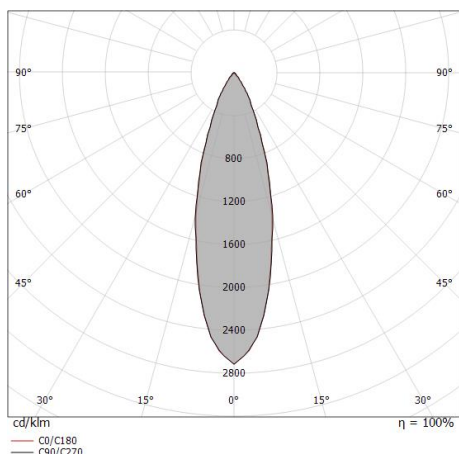
Single emission uplights for outdoor application. The natural white LED light source with a medium flood light distribution is composed of 1 arrayed LEDs with CCT of 4000 K and a CRI 80; the source luminous flux is 660 lm, with a 165.0 lm/W nominal luminous efficacy.

The device body is made of die-cast aluminium en ab - 46100 and features a black finish, processed by means of open pore anodizing + powder coating; the diffuser is made of extra clear glass - tempered with a silk-screening treatment. The ingress protection degree is IP67; the total weight is of 0.45 kg. The power supply driver is not provided and is to be ordered separately.

The total absorbed power is 4 W. The power supply cable is included and features a 1 m length.

The device features protection class III and can be floor-mounted with an outer casing, code 83411 (for concrete or masonry).

Compliant with the EN 60598-1 standard and its specific provisions.



Distance [m]	Cone diameter [m]	Intensity [lx]	E(0°)	E(C90)	E(C0)
0.5	0.27	3587	15.2°	1622	1627
1.0	0.54	897	15.2°	405	407
1.5	0.82	399	15.2°	180	181
2.0	1.09	224	15.2°	101	102
2.5	1.36	143	15.2°	65	65
3.0	1.63	100	15.2°	45	45

— C0/C180 (Half-peak divergence: 30.2°)
— C90/C270 (Half-peak divergence: 30.4°)

Energieeffizienzklasse

ieses Produkt enthält eine Lichtquelle der Energieeffizienzklasse E.

Illuminotechnical Eigenschaften

Light Output Ratio (LOR)	50 %
Lichtstrom (Lichtquelle)	660 lm
Leuchten Lichtstrom	330 lm
Consumption	4 W
Leuchten Lichtausbeute	82 lm/W
Farbtemperatur	4000 K
Standard Deviation of Colour Matching	3 Step MacAdam
Farbwiedergabeindex	80 Ra
Black Body Locus	On
Standardumgebungstemperatur	-20 / +50°C
Typische Temperatur am Glas	50°C

LED Life / Failure Ratio

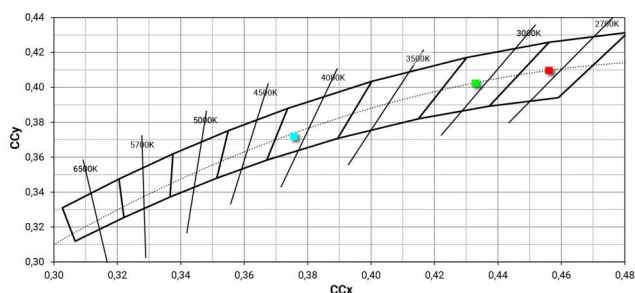
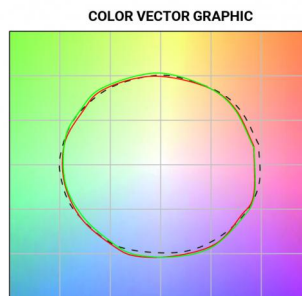
L70 B10 C0 130200h

UGR

UGR axial	14.8
UGR transversal	14.9
X=4H Y=8H	S=0.25H
Reflection factor	70/50/20


OPTICAL

Optik C0/C180	30°
Light distribution simmetry	Symmetrical





Orma_QJ | Uplights | Accessories
77294N30



Einbaugehäuse

installationsposition: boden; typ installation: mauerwerk L=97mm, H=93mm, D=97mm.

Material:Kunststoff ABS, farbe:Schwarz.

Code

83411