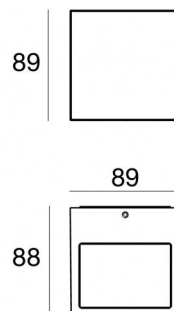





Wandleuchten

2 x powerLEDs - 1 arrayLED 11 W DC 630 mA | CRI 80

**76631W60**



Technische Daten	
Typ	Oberfläche
Installationsposition	Wand
Installationsumgebung	Outdoor
Lichtquelle	LED
Circuit structure	powerLEDs + arrayLED
Optik	Ultra Spot + Wide Flood
Light emission direction	upward + downward
Lampe Nennleistung	11 W DC
Lichtstrom (Lichtquelle)	1073 lm
Ähnlichste Farbtemperatur / Tone	3000 K
Farbwiedergabeindex	80 Ra
Gleichstrom/Gleichspannung	CC
Isolierklasse	3
IP	IP65
IK	IK08
Glühdrahtprüfung	850°
Direkte Montage auf normal entflammaren Oberflächen	Ja
CE	Ja
Einschließlich Driver	Nein
Leuchte dimmbar	Nein
Schwenkbarkeit	Nein
Drehbarkeit	Nein
Begehbarkeit	Nein
Überrollbarkeit	Nein
Einschließlich Kabel	Nein
Harzbeschichtung	Nein
Typ Lichtabstrahlung	Zweiflammig
Nettogewicht	0.8 Kg
Schutz vor elektrostatischen Entladungen	Ja
Schutz vor Stoßspannungen	1 KV

### Oberfläche Gehäuse

Material	Stranggepresstes Aluminium EN AB - 46100
Farbe	Grau
Bearbeitungstyp	Offenporige Anodisierung + Pulverlackierung

### Oberfläche Diffusor

Material	Extra-helles Glas - Gehärtet
Farbe	transparent
Bearbeitungstyp	Siebdruck

### Elektronik



99186  
On/Off Driver 198-264V AC (1 - 2 art.)



C-E200008  
On/Off Driver 198-264V AC / 180-275V DC (1 art.)

Wandleuchten | 2 x powerLEDs - 1 arrayLED 11 W DC 630 mA | CRI 80  
**76631W60**

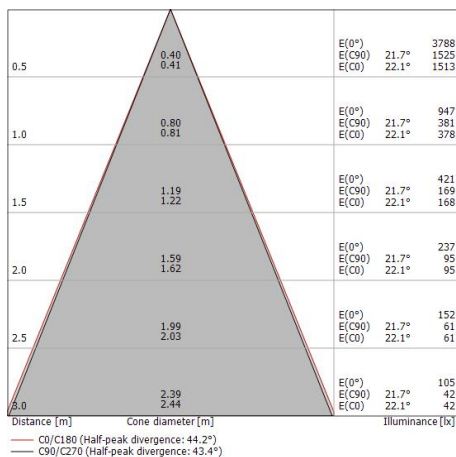
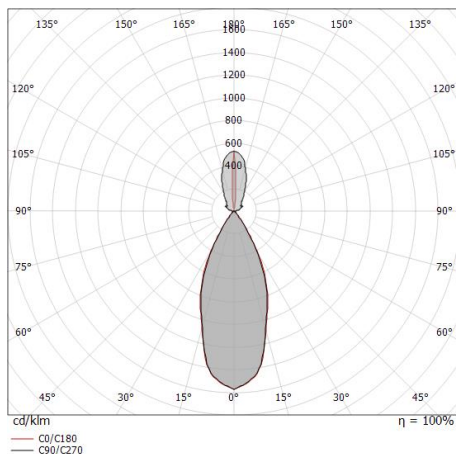
Double emission wall lights for outdoor application. The warm white LED light source with a ultra spot light distribution is composed of 2 powered LEDs with CCT of 3000 K and a CRI 80; the source luminous flux is 400 lm, with a 72.7 lm/W nominal luminous efficacy The warm white LED light source with a medium wide flood light distribution is composed of 1 arrayed LEDs with CCT of 3000 K and a CRI 80; the source luminous flux is 673 lm, with a 122.4 lm/W nominal luminous efficacy.

The device body is made of die-cast aluminium en ab - 46100 and features a grey finish, processed by means of open pore anodizing + powder coating; the diffuser is made of extra clear glass - tempered with a silk-screening treatment. The ingress protection degree is IP65; the total weight is of 0.8 kg. The power supply driver is not provided and is to be ordered separately.

The total absorbed power is 11 W.

The device features protection class III and can be wall lights-mounted.

Compliant with the EN 60598-1 standard and its specific provisions.



### Energieeffizienzklasse

Dieses Produkt enthält 2 Lichtquellen der Energieeffizienzklasse E, E.

### Illuminotechnical Eigenschaften

Light Output Ratio (LOR)	56 %
Lichtstrom (Lichtquelle)	1073 lm
Leuchten Lichtstrom	603 lm
Consumption	11 W
Leuchten Lichtausbeute	54 lm/W
Farbtemperatur	3000 K
Standard Deviation of Colour Matching	3 Step MacAdam
Farbwiedergabeindex	80 Ra
Standardumgebungstemperatur	-20 / +50°C
Typische Temperatur am Glas	40°C

### LED Life / Failure Ratio

L70 B10 C0 134020h (at Tj 65 Ta 25 )

### UGR

UGR axial	18.4
UGR transversal	20.6
X=4H   Y=8H	S=0.25H
Reflection factor	70/50/20

### OPTICAL

Optik C0/C180	43°
Light distribution simmetry	Symmetrical