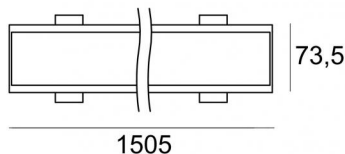




Systeme - Lineare Elemente
396 topLED 30 W DC 24 V | Modular | CRI 90
65440N



67 x
1505



Technische Daten	
Typ	--- Frame
Installationsposition	Decke
Installationsumgebung	Indoor
Lichtquelle	LED
Circuit structure	topLED
Light emission direction	downward
Lampe Nennleistung	30 W DC
Lichtstrom (Lichtquelle)	4000 lm
Ähnlichste Farbtemperatur / Tone	4000 K
Farbwiedergabeindex	90 Ra
Gleichstrom/Gleichspannung	CV
Isolierklasse	3
IP	IP40
IP optisches System	IP54
Glühdrahtprüfung	850°
Direkte Montage auf normal entflammaren Oberflächen	Ja
CE	Ja
Einschließlich Driver	Nein
Leuchte dimmbar	DALI - 1-10V
Schwenkbarkeit	Nein
Drehbarkeit	Nein
Begehbarkeit	Nein
Überrollbarkeit	Nein
Einschließlich Kabel	Nein
Harzbeschichtung	Nein
Typ Lichtabstrahlung	Einflammig
Nettogewicht	1.1 Kg
Modularity	Modular
Schutz vor elektrostatischen Entladungen	Nein
Schutz vor Stoßspannungen	Nein
Optiktechnologie	Dot free

Oberfläche Gehäuse

Material	Aluminium 6060
Farbe	Weiß
Bearbeitungstyp	Pulverbeschichtung

Elektronik



99331
On/Off Driver 198~264V AC / 176~275V DC 150 W (1 art.)



99332
1-10V Controller (1 - 5 art.)



99374
On/Off Driver 198~264V AC / 176~275V DC 75 W (1 - 2 art.)



83333
Push and Simply Dim - DALI-2 Controller (1 - 5 art.)



C-E400002
Push and Simply Dim - DALI-2 Controller (1 - 8 art.)

Systeme - Lineare Elemente | 396 topLED 30 W DC 24 V | Modular | CRI 90 | + 62461
65440N

Single emission systems, lines or lines for indoor application. The natural white LED light source is composed of 396 topLED LEDs with CCT of 4000 K and a CRI 90; the source luminous flux is 4000 lm, with a 133.3 lm/W nominal luminous efficacy.

The device body is made of aluminium 6060 and features a white finish, processed by means of powder coating. The ingress protection degree is IP40; the total weight is of 1.1 kg. The power supply driver is not provided and is to be ordered separately.

The total absorbed power is 30 W.

The device features protection class III and can be ceiling-mounted, with a 67 x 1505 mm hole (in plasterboard).

Compliant with the EN 60598-1 standard and its specific provisions.

Energieeffizienzklasse

Dieses Produkt enthält 6 Lichtquellen der Energieeffizienzklasse E.

Illuminotechnical Eigenschaften

Light Output Ratio (LOR)	43 %
Lichtstrom (Lichtquelle)	4000 lm
Leuchten Lichtstrom	1727 lm
Consumption	30 W
Leuchten Lichtausbeute	57 lm/W
Farbtemperatur	4000 K
Standard Deviation of Colour Matching	3 Step MacAdam
Farbwiedergabeindex	90 Ra
Standardumgebungstemperatur	-20 / +50°C
Typische Temperatur am Glas	40°C

LED Life / Failure Ratio

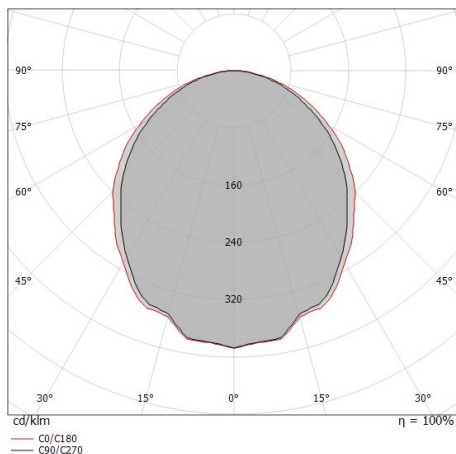
L70 B10 C0 145770h (at Tj 65 Ta 25)

UGR

UGR axial	22.2
UGR transversal	22.8
X=4H Y=8H	S=0.25H
Reflection factor	70/50/20

OPTICAL

Optik C90/C270	100°
Optik C0/C180	106°
Light distribution simmetry	Symmetrical 2 assis



Distance [m]	Cone diameter [m]	Illuminance [lx]
0.5	1.19 1.33	E(0°) 2680 E(C90) 359 E(C0) 290
1.0	2.38 2.66	E(0°) 670 E(C90) 90 E(C0) 73
1.5	3.56 4.00	E(0°) 298 E(C90) 40 E(C0) 32
2.0	4.75 5.33	E(0°) 168 E(C90) 22 E(C0) 18
2.5	5.94 6.66	E(0°) 107 E(C90) 14 E(C0) 12
3.0	7.13 7.99	E(0°) 74 E(C90) 10 E(C0) 8

— C0/C180 (Half-peak divergence: 106.2°)
 — C90/C270 (Half-peak divergence: 99.8°)

65440N

Single emission systems, lines or lines for indoor application. The natural white LED light source is composed of 396 topLEDs with CCT of 4000 K and a CRI 90; the source luminous flux is 4000 lm, with a 133.3 lm/W nominal luminous efficacy.

The device body is made of aluminium 6060 and features a white finish, processed by means of powder coating. The ingress protection degree is IP40; the total weight is of 1.1 kg. The power supply driver is not provided and is to be ordered separately.

The total absorbed power is 30 W.

The device features protection class III and can be ceiling-mounted, with a 67 x 1505 mm hole (in plasterboard).

Compliant with the EN 60598-1 standard and its specific provisions.

Energieeffizienzklasse

Dieses Produkt enthält 6 Lichtquellen der Energieeffizienzklasse E.

Illuminotechnical Eigenschaften

Light Output Ratio (LOR)	35 %
Lichtstrom (Lichtquelle)	4000 lm
Leuchten Lichtstrom	1406 lm
Consumption	30 W
Leuchten Lichtausbeute	46 lm/W
Farbtemperatur	4000 K
Standard Deviation of Colour Matching	3 Step MacAdam
Farbwiedergabeindex	90 Ra
Standardumgebungstemperatur	-20 / +50°C
Typische Temperatur am Glas	40°C

LED Life / Failure Ratio

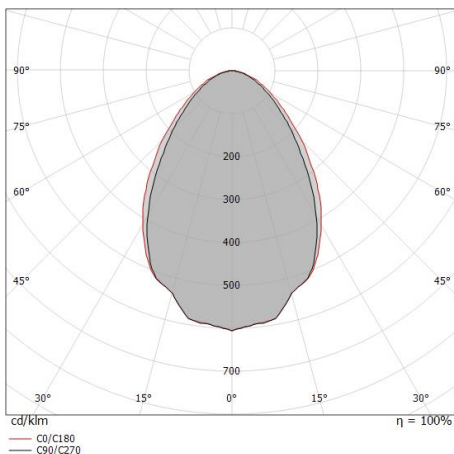
L70 B10 C0 145770h (at Tj 65 Ta 25)

UGR

UGR axial	17.7
UGR transversal	18.5
X=4H Y=8H	S=0.25H
Reflection factor	70/50/20

OPTICAL

Optik C90/C270	72°
Optik C0/C180	78°
Light distribution simmetry	Symmetrical 2 assis



Distance [m]	Cone diameter [m]	illuminance [lx]
0.5	0.73 0.81	E(0°) 3401 E(C90) 899 E(C0) 803
1.0	1.46 1.61	E(0°) 850 E(C90) 225 E(C0) 201
1.5	2.19 2.42	E(0°) 378 E(C90) 100 E(C0) 89
2.0	2.92 3.23	E(0°) 213 E(C90) 56 E(C0) 50
2.5	3.65 4.03	E(0°) 136 E(C90) 36 E(C0) 32
3.0	4.38 4.84	E(0°) 94 E(C90) 25 E(C0) 22

— C0/C180 (Half-peak divergence: 77.8°)
— C90/C270 (Half-peak divergence: 72.2°)

65440N

Single emission systems, lines or lines for indoor application. The natural white LED light source is composed of 396 topLEDs with CCT of 4000 K and a CRI 90; the source luminous flux is 4000 lm, with a 133.3 lm/W nominal luminous efficacy.

The device body is made of aluminium 6060 and features a white finish, processed by means of powder coating. The ingress protection degree is IP40; the total weight is of 1.1 kg. The power supply driver is not provided and is to be ordered separately.

The total absorbed power is 30 W.

The device features protection class III and can be ceiling-mounted, with a 67 x 1505 mm hole (in plasterboard).

Compliant with the EN 60598-1 standard and its specific provisions.

Energieeffizienzklasse

Dieses Produkt enthält 6 Lichtquellen der Energieeffizienzklasse E.

Illuminotechnical Eigenschaften

Light Output Ratio (LOR)	46 %
Lichtstrom (Lichtquelle)	4000 lm
Leuchten Lichtstrom	1842 lm
Consumption	30 W
Leuchten Lichtausbeute	61 lm/W
Farbtemperatur	4000 K
Standard Deviation of Colour Matching	3 Step MacAdam
Farbwiedergabeindex	90 Ra
Standardumgebungstemperatur	-20 / +50°C
Typische Temperatur am Glas	40°C

LED Life / Failure Ratio

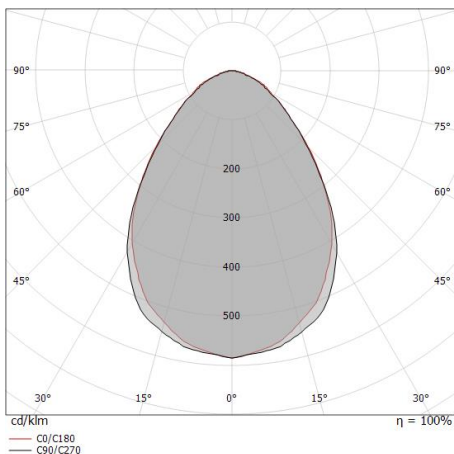
L70 B10 C0 145770h (at Tj 65 Ta 25)

UGR

UGR axial	18.4
UGR transversal	18.7
X=4H Y=8H	S=0.25H
Reflection factor	70/50/20

OPTICAL

Optik C0/C180	78°
Light distribution simmetry	Symmetrical



Distance [m]	Cone diameter [m]	Illuminance [lx]
0.5	0.82 0.81	E(0°) 4318 E(C90) 39.2° 1005 E(C0) 39.1° 1012
1.0	1.63 1.63	E(0°) 1079 E(C90) 39.2° 251 E(C0) 39.1° 253
1.5	2.45 2.44	E(0°) 480 E(C90) 39.2° 112 E(C0) 39.1° 112
2.0	3.26 3.25	E(0°) 270 E(C90) 39.2° 63 E(C0) 39.1° 63
2.5	4.08 4.06	E(0°) 173 E(C90) 39.2° 40 E(C0) 39.1° 40
3.0	4.89 4.88	E(0°) 120 E(C90) 39.2° 28 E(C0) 39.1° 28

Distance [m] Cone diameter [m] Illuminance [lx]

— C0/C180 (Half-peak divergence: 78.2°)
— C90/C270 (Half-peak divergence: 78.4°)

65440N

Single emission systems, lines or lines for indoor application. The natural white LED light source is composed of 396 topLEDs with CCT of 4000 K and a CRI 90; the source luminous flux is 4000 lm, with a 133.3 lm/W nominal luminous efficacy.

The device body is made of aluminium 6060 and features a white finish, processed by means of powder coating. The ingress protection degree is IP40; the total weight is of 1.1 kg. The power supply driver is not provided and is to be ordered separately.

The total absorbed power is 30 W.

The device features protection class III and can be ceiling-mounted, with a 67 x 1505 mm hole (in plasterboard).

Compliant with the EN 60598-1 standard and its specific provisions.

Energieeffizienzklasse

Dieses Produkt enthält 6 Lichtquellen der Energieeffizienzklasse E.

Illuminotechnical Eigenschaften

Light Output Ratio (LOR)	51 %
Lichtstrom (Lichtquelle)	4000 lm
Leuchten Lichtstrom	2076 lm
Consumption	30 W
Leuchten Lichtausbeute	69 lm/W
Farbtemperatur	4000 K
Standard Deviation of Colour Matching	3 Step MacAdam
Farbwiedergabeindex	90 Ra
Standardumgebungstemperatur	-20 / +50°C
Typische Temperatur am Glas	40°C

LED Life / Failure Ratio

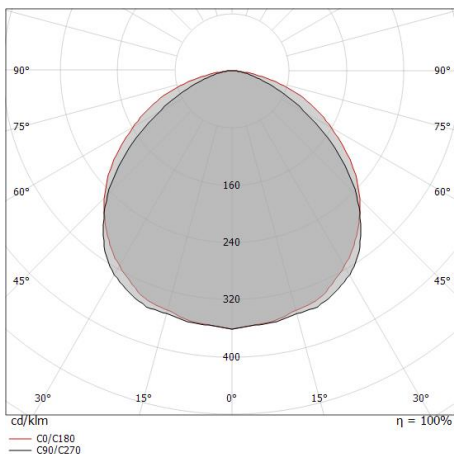
L70 B10 C0 145770h (at Tj 65 Ta 25)

UGR

UGR axial	21.1
UGR transversal	23.3
X=4H Y=8H	S=0.25H
Reflection factor	70/50/20

OPTICAL

Optik C90/C270	106°
Optik C0/C180	114°
Light distribution simmetry	Symmetrical 2 assis



Distance [m]	Cone diameter [m]	illuminance [lx]
0.5	1.33 1.53	E(0°) 2998 E(C90) 327 E(C0) 247
1.0	2.65 3.06	E(0°) 750 E(C90) 82 E(C0) 62
1.5	3.98 4.58	E(0°) 333 E(C90) 36 E(C0) 27
2.0	5.31 6.11	E(0°) 187 E(C90) 20 E(C0) 15
2.5	6.64 7.64	E(0°) 120 E(C90) 13 E(C0) 10
3.0	7.96 9.17	E(0°) 83 E(C90) 9 E(C0) 7

Distance [m] Cone diameter [m] illuminance [lx]

— C0/C180 (Half-peak divergence: 113.6°)
— C90/C270 (Half-peak divergence: 106.0°)



		<p>Endkappe - Quarzglas Material:Stranggepresstes Aluminium EN AB - 46100, farbe:Weiß, bearbeitungstyp :Pulverbeschichtung.</p>	<p>Code <u>62460</u></p>
		<p>Diffusor Diffusorart: diffusore satinato anti glare - all white. Material:Polymethylmethacrylat UV-beständige, bearbeitungstyp :Satinieren.</p>	<p>Code <u>83356</u></p>
		<p>Diffusor Diffusorart: diffusore satinato anti glare - all white. Material:Polymethylmethacrylat UV-beständige, bearbeitungstyp :Satinieren.</p>	<p>Code <u>83357</u></p>
		<p>Diffusor Diffusorart: diffusore satinato - all white. Material:Polymethylmethacrylat UV-beständige, bearbeitungstyp :Satinieren.</p>	<p>Code <u>83407</u></p>
		<p>Diffusor Diffusorart: diffusore satinato - all white. Material:Polymethylmethacrylat UV-beständige, bearbeitungstyp :Satinieren.</p>	<p>Code <u>83408</u></p>
		<p>Diffusor Diffusorart: diffusore satinato - all white. Material:Polymethylmethacrylat UV-beständige, bearbeitungstyp :Satinieren.</p>	<p>Code <u>83409</u></p>