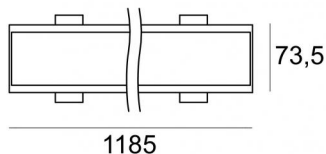




Systeme - Lineare Elemente  
312 topLED 24 W DC 24 V | Modular | CRI 90  
**65439W**



67 x  
1185



Technische Daten	
Typ	--- Frame
Installationsposition	Decke
Installationsumgebung	Indoor
Lichtquelle	LED
Circuit structure	topLED
Light emission direction	downward
Lampe Nennleistung	24 W DC
Lichtstrom (Lichtquelle)	2940 lm
Ähnlichste Farbtemperatur / Tone	3000 K
Farbwiedergabeindex	90 Ra
Gleichstrom/Gleichspannung	CV
Isolierklasse	3
IP	IP40
IP optisches System	IP54
Glühdrahtprüfung	850°
Direkte Montage auf normal entflammaren Oberflächen	Ja
CE	Ja
Einschließlich Driver	Nein
Leuchte dimmbar	DALI - 1-10V
Schwenkbarkeit	Nein
Drehbarkeit	Nein
Begehbarkeit	Nein
Überrollbarkeit	Nein
Einschließlich Kabel	Nein
Harzbeschichtung	Nein
Typ Lichtabstrahlung	Einflammig
Nettogewicht	0.84 Kg
Modularity	Modular
Schutz vor elektrostatischen Entladungen	Nein
Schutz vor Stoßspannungen	Nein
Optiktechnologie	Dot free

## Oberfläche Gehäuse

Material	Aluminium 6060
Farbe	Weiß
Bearbeitungstyp	Pulverbeschichtung

## Elektronik



99331  
On/Off Driver 198~264V AC / 176~275V DC 150 W (1 - 6 art.)



99332  
1-10V Controller (1 - 6 art.)



99374  
On/Off Driver 198~264V AC / 176~275V DC 75 W (1 - 3 art.)



83333  
Push and Simply Dim - DALI-2 Controller (1 - 6 art.)



C-E400002  
Push and Simply Dim - DALI-2 Controller (1 - 10 art.)

Systeme - Lineare Elemente | 312 topLED 24 W DC 24 V | Modular | CRI 90 | + 62461  
**65439W**

Single emission systems, lines or lines for indoor application. The warm white LED light source is composed of 312 topLEDs with CCT of 3000 K and a CRI 90; the source luminous flux is 2940 lm, with a 122.5 lm/W nominal luminous efficacy.

The device body is made of aluminium 6060 and features a white finish, processed by means of powder coating. The ingress protection degree is IP40; the total weight is of 0.84 kg. The power supply driver is not provided and is to be ordered separately.

The total absorbed power is 24 W.

The device features protection class III and can be ceiling-mounted, with a 67 x 1185 mm hole (in plasterboard).

Compliant with the EN 60598-1 standard and its specific provisions.

### Energieeffizienzklasse

Dieses Produkt enthält 4.7 Lichtquellen der Energieeffizienzklasse E.

### Illuminotechnical Eigenschaften

Light Output Ratio (LOR)	43 %
Lichtstrom (Lichtquelle)	2940 lm
Leuchten Lichtstrom	1272 lm
Consumption	24 W
Leuchten Lichtausbeute	53 lm/W
Farbtemperatur	3000 K
Standard Deviation of Colour Matching	3 Step MacAdam
Farbwiedergabeindex	90 Ra
Standardumgebungstemperatur	-20 / +50°C
Typische Temperatur am Glas	40°C

### LED Life / Failure Ratio

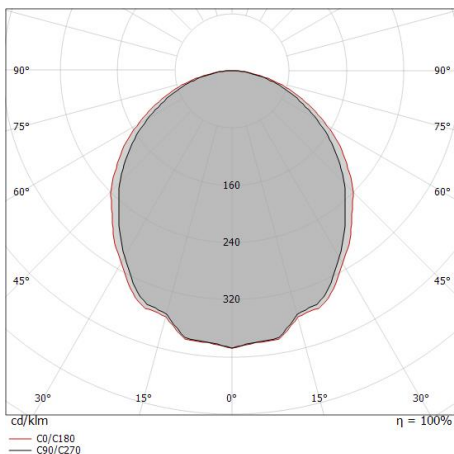
L70 B10 C0 145770h (at Tj 65 Ta 25 )

### UGR

UGR axial	22
UGR transversal	22.6
X=4H   Y=8H	S=0.25H
Reflection factor	70/50/20

### OPTICAL

Optik C90/C270	100°
Optik C0/C180	106°
Light distribution simmetry	Symmetrical 2 assis



Distance [m]	Cone diameter [m]	illuminance [lx]
0.5	1.19 1.33	E(0°) 1973 E(C90) 264 E(C0) 214
1.0	2.38 2.66	E(0°) 493 E(C90) 66 E(C0) 53
1.5	3.56 4.00	E(0°) 219 E(C90) 29 E(C0) 24
2.0	4.75 5.33	E(0°) 123 E(C90) 17 E(C0) 13
2.5	5.94 6.66	E(0°) 79 E(C90) 11 E(C0) 9
3.0	7.13 7.99	E(0°) 55 E(C90) 7 E(C0) 6

Distance [m] Cone diameter [m] illuminance [lx]

— C0/C180 (Half-peak divergence: 106.2°)  
 — C90/C270 (Half-peak divergence: 99.8°)

## 65439W

Single emission systems, lines or lines for indoor application. The warm white LED light source is composed of 312 topLED LEDs with CCT of 3000 K and a CRI 90; the source luminous flux is 2940 lm, with a 122.5 lm/W nominal luminous efficacy.

The device body is made of aluminium 6060 and features a white finish, processed by means of powder coating. The ingress protection degree is IP40; the total weight is of 0.84 kg. The power supply driver is not provided and is to be ordered separately.

The total absorbed power is 24 W.

The device features protection class III and can be ceiling-mounted, with a 67 x 1185 mm hole (in plasterboard).

Compliant with the EN 60598-1 standard and its specific provisions.

### Energieeffizienzklasse

Dieses Produkt enthält 4.7 Lichtquellen der Energieeffizienzklasse E.

### Illuminotechnical Eigenschaften

Light Output Ratio (LOR)	35 %
Lichtstrom (Lichtquelle)	2940 lm
Leuchten Lichtstrom	1039 lm
Consumption	24 W
Leuchten Lichtausbeute	43 lm/W
Farbtemperatur	3000 K
Standard Deviation of Colour Matching	3 Step MacAdam
Farbwiedergabeindex	90 Ra
Standardumgebungstemperatur	-20 / +50°C
Typische Temperatur am Glas	40°C

### LED Life / Failure Ratio

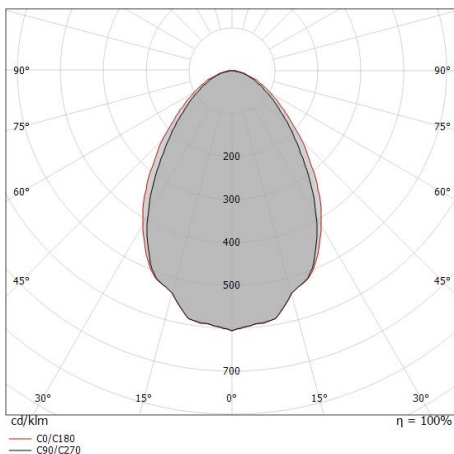
L70 B10 C0 145770h (at Tj 65 Ta 25 )

### UGR

UGR axial	17.5
UGR transversal	18.3
X=4H   Y=8H	S=0.25H
Reflection factor	70/50/20

### OPTICAL

Optik C90/C270	72°
Optik C0/C180	78°
Light distribution simmetry	Symmetrical 2 assis



Distance [m]	Cone diameter [m]	Half-peak divergence [°]	E(0°) [lx]	E(C90) [lx]	E(C0) [lx]
0.5	0.73 0.81	77.8° 72.2°	2514	665	593
1.0	1.46 1.61	77.8° 72.2°	629	166	148
1.5	2.19 2.42	77.8° 72.2°	279	74	66
2.0	2.92 3.23	77.8° 72.2°	157	42	37
2.5	3.65 4.03	77.8° 72.2°	101	27	24
3.0	4.38 4.84	77.8° 72.2°	70	18	16

Systeme - Lineare Elemente | 312 topLED 24 W DC 24 V | Modular | CRI 90 | + 83356

**65439W**

Single emission systems, lines or lines for indoor application. The warm white LED light source is composed of 312 topLEDs with CCT of 3000 K and a CRI 90; the source luminous flux is 2940 lm, with a 122.5 lm/W nominal luminous efficacy.

The device body is made of aluminium 6060 and features a white finish, processed by means of powder coating. The ingress protection degree is IP40; the total weight is of 0.84 kg. The power supply driver is not provided and is to be ordered separately.

The total absorbed power is 24 W.

The device features protection class III and can be ceiling-mounted, with a 67 x 1185 mm hole (in plasterboard).

Compliant with the EN 60598-1 standard and its specific provisions.

### Energieeffizienzklasse

Dieses Produkt enthält 4.7 Lichtquellen der Energieeffizienzklasse E.

### Illuminotechnical Eigenschaften

Light Output Ratio (LOR)	47 %
Lichtstrom (Lichtquelle)	2940 lm
Leuchten Lichtstrom	1385 lm
Consumption	24 W
Leuchten Lichtausbeute	57 lm/W
Farbtemperatur	3000 K
Standard Deviation of Colour Matching	3 Step MacAdam
Farbwiedergabeindex	90 Ra
Standardumgebungstemperatur	-20 / +50°C
Typische Temperatur am Glas	40°C

### LED Life / Failure Ratio

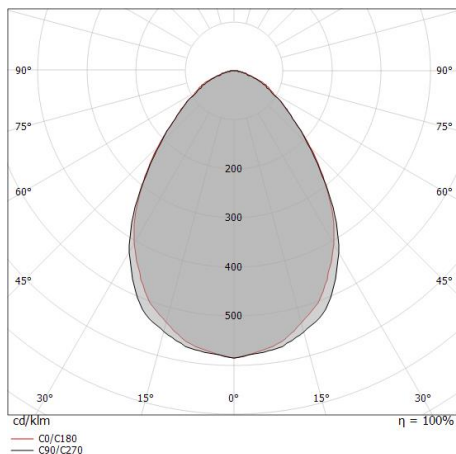
L70 B10 C0 145770h (at Tj 65 Ta 25 )

### UGR

UGR axial	18.2
UGR transversal	18.5
X=4H   Y=8H	S=0.25H
Reflection factor	70/50/20

### OPTICAL

Optik C0/C180	78°
Light distribution simmetry	Symmetrical



Distance [m]	Cone diameter [m]	Illuminance [lx]	E(0°)	E(C90)	E(C0)
0.5	0.82 0.81	3247	39.2°	756	761
1.0	1.63 1.63	812	39.2°	189	190
1.5	2.45 2.44	361	39.2°	84	85
2.0	3.26 3.25	203	39.2°	47	48
2.5	4.08 4.06	130	39.2°	30	30
3.0	4.89 4.88	90	39.2°	21	21

Distance [m]      Cone diameter [m]      Illuminance [lx]

— C0/C180 (Half-peak divergence: 78.2°)  
- - C90/C270 (Half-peak divergence: 78.4°)

## 65439W

Single emission systems, lines or lines for indoor application. The warm white LED light source is composed of 312 topLED LEDs with CCT of 3000 K and a CRI 90; the source luminous flux is 2940 lm, with a 122.5 lm/W nominal luminous efficacy.

The device body is made of aluminium 6060 and features a white finish, processed by means of powder coating. The ingress protection degree is IP40; the total weight is of 0.84 kg. The power supply driver is not provided and is to be ordered separately.

The total absorbed power is 24 W.

The device features protection class III and can be ceiling-mounted, with a 67 x 1185 mm hole (in plasterboard).

Compliant with the EN 60598-1 standard and its specific provisions.

### Energieeffizienzklasse

Dieses Produkt enthält 4.7 Lichtquellen der Energieeffizienzklasse E.

### Illuminotechnical Eigenschaften

Light Output Ratio (LOR)	53 %
Lichtstrom (Lichtquelle)	2940 lm
Leuchten Lichtstrom	1562 lm
Consumption	24 W
Leuchten Lichtausbeute	65 lm/W
Farbtemperatur	3000 K
Standard Deviation of Colour Matching	3 Step MacAdam
Farbwiedergabeindex	90 Ra
Standardumgebungstemperatur	-20 / +50°C
Typische Temperatur am Glas	40°C

### LED Life / Failure Ratio

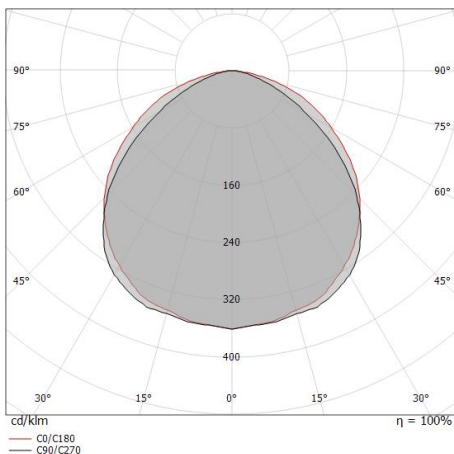
L70 B10 C0 145770h (at Tj 65 Ta 25 )

### UGR

UGR axial	20.9
UGR transversal	23.2
X=4H   Y=8H	S=0.25H
Reflection factor	70/50/20

### OPTICAL

Optik C90/C270	106°
Optik C0/C180	114°
Light distribution simmetry	Symmetrical 2 assis



Distance [m]	Cone diameter [m]	illuminance [lx]	E(0°)	E(C90)	E(C0)
0.5	1.33 1.53	2255 246 186	53.0°	56.8°	
1.0	2.65 3.06	564 61 46	53.0°	56.8°	
1.5	3.98 4.58	251 27 21	53.0°	56.8°	
2.0	5.31 6.11	141 15 12	53.0°	56.8°	
2.5	6.64 7.64	90 10 7	53.0°	56.8°	
3.0	7.96 9.17	63 7 5	53.0°	56.8°	

Distance [m]      Cone diameter [m]      illuminance [lx]

— C0/C180 (Half-peak divergence: 113.6°)  
— C90/C270 (Half-peak divergence: 106.0°)



		<p>Endkappe - Quarzglas            Material:Stranggepresstes Aluminium EN AB - 46100, farbe:Weiß, bearbeitungstyp :Pulverbeschichtung.</p>	<p><b>Code</b>  <u>62460</u></p>
		<p>Diffusor            Diffusorart: diffusore satinato anti glare - all white.            Material:Polymethylmethacrylat UV-beständige, bearbeitungstyp :Satinieren.</p>	<p><b>Code</b>  <u>83356</u></p>
		<p>Diffusor            Diffusorart: diffusore satinato anti glare - all white.            Material:Polymethylmethacrylat UV-beständige, bearbeitungstyp :Satinieren.</p>	<p><b>Code</b>  <u>83357</u></p>
		<p>Diffusor            Diffusorart: diffusore satinato - all white.            Material:Polymethylmethacrylat UV-beständige, bearbeitungstyp :Satinieren.</p>	<p><b>Code</b>  <u>83407</u></p>
		<p>Diffusor            Diffusorart: diffusore satinato - all white.            Material:Polymethylmethacrylat UV-beständige, bearbeitungstyp :Satinieren.</p>	<p><b>Code</b>  <u>83408</u></p>
		<p>Diffusor            Diffusorart: diffusore satinato - all white.            Material:Polymethylmethacrylat UV-beständige, bearbeitungstyp :Satinieren.</p>	<p><b>Code</b>  <u>83409</u></p>