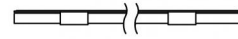




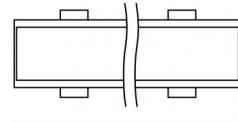
Systeme - Lineare Elemente  
156 topLED 12 W DC 24 V | Modular | CRI 90  
**65438N**



13



67 x  
595



73,5

595

Technische Daten	
Typ	--- Frame
Installationsposition	Decke
Installationsumgebung	Indoor
Lichtquelle	LED
Circuit structure	topLED
Light emission direction	downward
Lampe Nennleistung	12 W DC
Lichtstrom (Lichtquelle)	1573 lm
Ähnlichste Farbtemperatur / Tone	4000 K
Farbwiedergabeindex	90 Ra
Gleichstrom/Gleichspannung	CV
Isolierklasse	3
IP	IP40
IP optisches System	IP54
Glühdrahtprüfung	850°
Direkte Montage auf normal entflammaren Oberflächen	Ja
CE	Ja
Einschließlich Driver	Nein
Leuchte dimmbar	DALI - 1-10V
Schwenkbarkeit	Nein
Drehbarkeit	Nein
Begehbarkeit	Nein
Überrollbarkeit	Nein
Einschließlich Kabel	Nein
Harzbeschichtung	Nein
Typ Lichtabstrahlung	Einflammig
Nettogewicht	0.43 Kg
Modularity	Modular
Schutz vor elektrostatischen Entladungen	Nein
Schutz vor Stoßspannungen	Nein
Optiktechnologie	Dot free

## Oberfläche Gehäuse

Material	Aluminium 6060
Farbe	Weiß
Bearbeitungstyp	Pulverbeschichtung

## Elektronik

	99331 On/Off Driver 198~264V AC / 176~275V DC 150 W (1 art.)
	99332 1-10V Controller (1 - 12 art.)
	99374 On/Off Driver 198~264V AC / 176~275V DC 75 W (1 - 6 art.)
	83333 Push and Simply Dim - DALI-2 Controller (1 - 12 art.)
	C-E400002 Push and Simply Dim - DALI-2 Controller (1 - 20 art.)

Systeme - Lineare Elemente | 156 topLED 12 W DC 24 V | Modular | CRI 90 | + 62461  
65438N

Single emission systems, lines or lines for indoor application. The natural white LED light source is composed of 156 topLED LEDs with CCT of 4000 K and a CRI 90; the source luminous flux is 1573 lm, with a 131.1 lm/W nominal luminous efficacy.

The device body is made of aluminium 6060 and features a white finish, processed by means of powder coating. The ingress protection degree is IP40; the total weight is of 0.43 kg. The power supply driver is not provided and is to be ordered separately.

The total absorbed power is 12 W.

The device features protection class III and can be ceiling-mounted, with a 67 x 595 mm hole (in plasterboard).

Compliant with the EN 60598-1 standard and its specific provisions.

### Energieeffizienzklasse

Dieses Produkt enthält 2.4 Lichtquellen der Energieeffizienzklasse E.

### Illuminotechnical Eigenschaften

Light Output Ratio (LOR)	43 %
Lichtstrom (Lichtquelle)	1573 lm
Leuchten Lichtstrom	680 lm
Consumption	12 W
Leuchten Lichtausbeute	56 lm/W
Farbtemperatur	4000 K
Standard Deviation of Colour Matching	3 Step MacAdam
Farbwiedergabeindex	90 Ra
Standardumgebungstemperatur	-20 / +50°C
Typische Temperatur am Glas	40°C

### LED Life / Failure Ratio

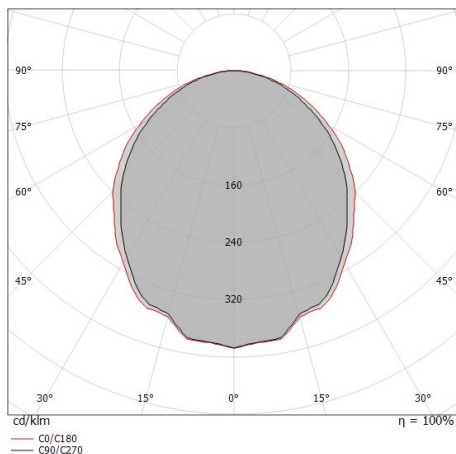
L70 B10 C0 145770h (at Tj 65 Ta 25 )

### UGR

UGR axial	22.2
UGR transversal	22.8
X=4H   Y=8H	S=0.25H
Reflection factor	70/50/20

### OPTICAL

Optik C90/C270	100°
Optik C0/C180	106°
Light distribution simmetry	Symmetrical 2 assis



Distance [m]	Cone diameter [m]	illuminance [lx]
0.5	1.19 1.33	E(0°) 1055 E(C90) 141 E(C0) 114
1.0	2.38 2.66	E(0°) 264 E(C90) 35 E(C0) 29
1.5	3.56 4.00	E(0°) 117 E(C90) 16 E(C0) 13
2.0	4.75 5.33	E(0°) 66 E(C90) 9 E(C0) 7
2.5	5.94 6.66	E(0°) 42 E(C90) 6 E(C0) 5
3.0	7.13 7.99	E(0°) 29 E(C90) 4 E(C0) 3

Distance [m]      Cone diameter [m]      illuminance [lx]

— C0/C180 (Half-peak divergence: 106.2°)  
— C90/C270 (Half-peak divergence: 99.8°)

Systeme - Lineare Elemente | 156 topLED 12 W DC 24 V | Modular | CRI 90 | + 62464

**65438N**

Single emission systems, lines or lines for indoor application. The natural white LED light source is composed of 156 topLEDs with CCT of 4000 K and a CRI 90; the source luminous flux is 1573 lm, with a 131.1 lm/W nominal luminous efficacy.

The device body is made of aluminium 6060 and features a white finish, processed by means of powder coating. The ingress protection degree is IP40; the total weight is of 0.43 kg. The power supply driver is not provided and is to be ordered separately.

The total absorbed power is 12 W.

The device features protection class III and can be ceiling-mounted, with a 67 x 595 mm hole (in plasterboard).

Compliant with the EN 60598-1 standard and its specific provisions.

### Energieeffizienzklasse

Dieses Produkt enthält 2.4 Lichtquellen der Energieeffizienzklasse E.

### Illuminotechnical Eigenschaften

Light Output Ratio (LOR)	35 %
Lichtstrom (Lichtquelle)	1573 lm
Leuchten Lichtstrom	556 lm
Consumption	12 W
Leuchten Lichtausbeute	46 lm/W
Farbtemperatur	4000 K
Standard Deviation of Colour Matching	3 Step MacAdam
Farbwiedergabeindex	90 Ra
Standardumgebungstemperatur	-20 / +50°C
Typische Temperatur am Glas	40°C

### LED Life / Failure Ratio

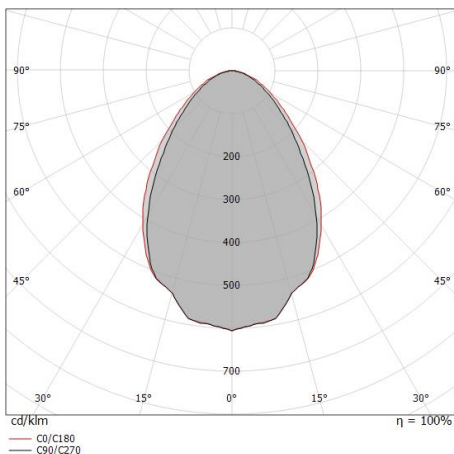
L70 B10 C0 145770h (at Tj 65 Ta 25 )

### UGR

UGR axial	17.7
UGR transversal	18.5
X=4H   Y=8H	S=0.25H
Reflection factor	70/50/20

### OPTICAL

Optik C90/C270	72°
Optik C0/C180	78°
Light distribution simmetry	Symmetrical 2 assis



Distance [m]	Cone diameter [m]	Illuminance [lx]
0.5	0.73 0.81	E(0°) 1344 E(C90) 355 E(C0) 317
1.0	1.46 1.61	E(0°) 336 E(C90) 89 E(C0) 79
1.5	2.19 2.42	E(0°) 149 E(C90) 39 E(C0) 35
2.0	2.92 3.23	E(0°) 84 E(C90) 22 E(C0) 20
2.5	3.65 4.03	E(0°) 54 E(C90) 14 E(C0) 13
3.0	4.38 4.84	E(0°) 37 E(C90) 10 E(C0) 9

Distance [m] Cone diameter [m] Illuminance [lx]

— C0/C180 (Half-peak divergence: 77.8°)  
— C90/C270 (Half-peak divergence: 72.2°)

Systeme - Lineare Elemente | 156 topLED 12 W DC 24 V | Modular | CRI 90 | + 83356

**65438N**

Single emission systems, lines or lines for indoor application. The natural white LED light source is composed of 156 topLEDs with CCT of 4000 K and a CRI 90; the source luminous flux is 1573 lm, with a 131.1 lm/W nominal luminous efficacy.

The device body is made of aluminium 6060 and features a white finish, processed by means of powder coating. The ingress protection degree is IP40; the total weight is of 0.43 kg. The power supply driver is not provided and is to be ordered separately.

The total absorbed power is 12 W.

The device features protection class III and can be ceiling-mounted, with a 67 x 595 mm hole (in plasterboard).

Compliant with the EN 60598-1 standard and its specific provisions.

### Energieeffizienzklasse

Dieses Produkt enthält 2.4 Lichtquellen der Energieeffizienzklasse E.

### Illuminotechnical Eigenschaften

Light Output Ratio (LOR)	46 %
Lichtstrom (Lichtquelle)	1573 lm
Leuchten Lichtstrom	725 lm
Consumption	12 W
Leuchten Lichtausbeute	60 lm/W
Farbtemperatur	4000 K
Standard Deviation of Colour Matching	3 Step MacAdam
Farbwiedergabeindex	90 Ra
Standardumgebungstemperatur	-20 / +50°C
Typische Temperatur am Glas	40°C

### LED Life / Failure Ratio

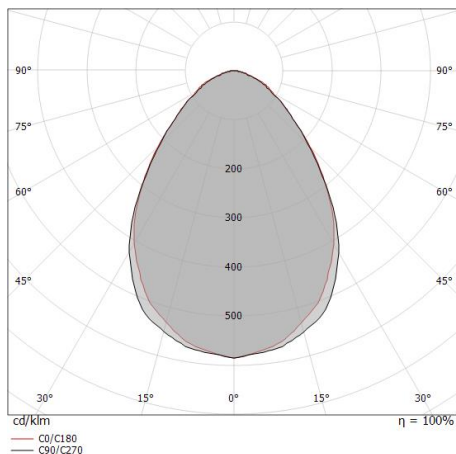
L70 B10 C0 145770h (at Tj 65 Ta 25 )

### UGR

UGR axial	18.4
UGR transversal	18.7
X=4H   Y=8H	S=0.25H
Reflection factor	70/50/20

### OPTICAL

Optik C0/C180	78°
Light distribution simmetry	Symmetrical



Distance [m]	Cone diameter [m]	Illuminance [lx]
0.5	0.82 0.81	E(0°) 1700 E(C90) 39.2° 396 E(C0) 39.1° 398
1.0	1.63 1.63	E(0°) 425 E(C90) 39.2° 99 E(C0) 39.1° 100
1.5	2.45 2.44	E(0°) 189 E(C90) 39.2° 44 E(C0) 39.1° 44
2.0	3.26 3.25	E(0°) 106 E(C90) 39.2° 25 E(C0) 39.1° 25
2.5	4.08 4.06	E(0°) 68 E(C90) 39.2° 16 E(C0) 39.1° 16
3.0	4.89 4.88	E(0°) 47 E(C90) 39.2° 11 E(C0) 39.1° 11

Distance [m]      Cone diameter [m]      Illuminance [lx]

— C0/C180 (Half-peak divergence: 78.2°)  
- - C90/C270 (Half-peak divergence: 78.4°)

Systeme - Lineare Elemente | 156 topLED 12 W DC 24 V | Modular | CRI 90 | + 83407

**65438N**

Single emission systems, lines or lines for indoor application. The natural white LED light source is composed of 156 topLED LEDs with CCT of 4000 K and a CRI 90; the source luminous flux is 1573 lm, with a 131.1 lm/W nominal luminous efficacy.

The device body is made of aluminium 6060 and features a white finish, processed by means of powder coating. The ingress protection degree is IP40; the total weight is of 0.43 kg. The power supply driver is not provided and is to be ordered separately.

The total absorbed power is 12 W.

The device features protection class III and can be ceiling-mounted, with a 67 x 595 mm hole (in plasterboard).

Compliant with the EN 60598-1 standard and its specific provisions.

### Energieeffizienzklasse

Dieses Produkt enthält 2.4 Lichtquellen der Energieeffizienzklasse E.

### Illuminotechnical Eigenschaften

Light Output Ratio (LOR)	52 %
Lichtstrom (Lichtquelle)	1573 lm
Leuchten Lichtstrom	818 lm
Consumption	12 W
Leuchten Lichtausbeute	68 lm/W
Farbtemperatur	4000 K
Standard Deviation of Colour Matching	3 Step MacAdam
Farbwiedergabeindex	90 Ra
Standardumgebungstemperatur	-20 / +50°C
Typische Temperatur am Glas	40°C

### LED Life / Failure Ratio

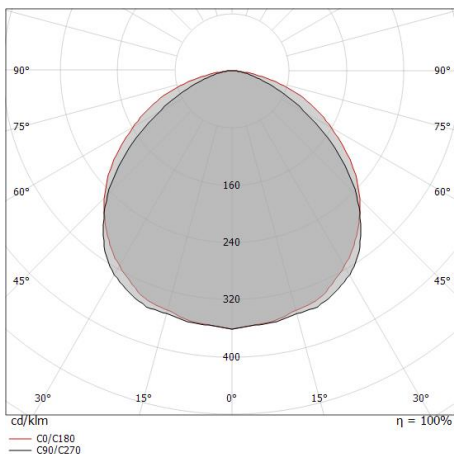
L70 B10 C0 145770h (at Tj 65 Ta 25 )

### UGR

UGR axial	21.1
UGR transversal	23.3
X=4H   Y=8H	S=0.25H
Reflection factor	70/50/20

### OPTICAL

Optik C90/C270	106°
Optik C0/C180	114°
Light distribution simmetry	Symmetrical 2 assis



Distance [m]	Cone diameter [m]	illuminance [lx]
0.5	1.33 1.53	E(0°) 1181 E(C90) 53.0° 129 E(C0) 56.8° 97
1.0	2.65 3.06	E(0°) 295 E(C90) 53.0° 32 E(C0) 56.8° 24
1.5	3.98 4.58	E(0°) 131 E(C90) 53.0° 14 E(C0) 56.8° 11
2.0	5.31 6.11	E(0°) 74 E(C90) 53.0° 8 E(C0) 56.8° 6
2.5	6.64 7.64	E(0°) 47 E(C90) 53.0° 5 E(C0) 56.8° 4
3.0	7.96 9.17	E(0°) 33 E(C90) 53.0° 4 E(C0) 56.8° 3

— C0/C180 (Half-peak divergence: 113.6°)  
— C90/C270 (Half-peak divergence: 106.0°)



		<p>Endkappe - Quarzglas Material:Stranggepresstes Aluminium EN AB - 46100, farbe:Weiß, bearbeitungstyp :Pulverbeschichtung.</p>	<p><b>Code</b> <u>62460</u></p>
		<p>Diffusor Diffusorart: diffusore satinato anti glare - all white. Material:Polymethylmethacrylat UV-beständige, bearbeitungstyp :Satinieren.</p>	<p><b>Code</b> <u>83356</u></p>
		<p>Diffusor Diffusorart: diffusore satinato anti glare - all white. Material:Polymethylmethacrylat UV-beständige, bearbeitungstyp :Satinieren.</p>	<p><b>Code</b> <u>83357</u></p>
		<p>Diffusor Diffusorart: diffusore satinato - all white. Material:Polymethylmethacrylat UV-beständige, bearbeitungstyp :Satinieren.</p>	<p><b>Code</b> <u>83407</u></p>
		<p>Diffusor Diffusorart: diffusore satinato - all white. Material:Polymethylmethacrylat UV-beständige, bearbeitungstyp :Satinieren.</p>	<p><b>Code</b> <u>83408</u></p>
		<p>Diffusor Diffusorart: diffusore satinato - all white. Material:Polymethylmethacrylat UV-beständige, bearbeitungstyp :Satinieren.</p>	<p><b>Code</b> <u>83409</u></p>